







**CABLE PROTECTION**



**Safety Products**

# TABLE OF CONTENTS



## CABLE MANAGEMENT SYSTEMS

Checkers offers one of the world's most extensive lines of cable management systems. These systems are the fast and easy way to protect valuable electrical cables, wires and hose lines from damage and abuse while providing a method of safe crossing for vehicle and pedestrian traffic. Constructed from either rubber or polyurethane, these durable protectors are ideal for use in public, commercial and industrial applications where cable protection is needed. Many of our systems also have ADA compliant accessories available.

## WHEEL CHOCKS

Checkers manufactures a large selection of wheel chocks for use in residential, commercial, industrial, and aviation applications. These durable wheel chocks provide a safe and easy way to secure vehicles, trucks, and trailers in a wide variety of industries. Checkers wheel chocks are made from either rubber or urethane and are available in heavy duty or lightweight models for most working applications.

## WARNING WHIPS

Checkers offers a complete line of high visibility warning whips that easily attach to off-road vehicles to warn others of a vehicle's presence. Warning whips are also used to provide quick and easy identification of other vehicles or equipment working in your area. Each warning whip includes a flexible whip with a orange flag and mounting base for vehicle attachment. Various lighting and mounting options are available as accessories for some models.

## GOGGLE RETAINERS

Checkers manufactures durable goggle retainers to assure workers always have eye protection available when they need it. These retainers will keep the goggles on the safety cap or hat when the goggles are not in use, and they will hold the goggles securely when they are worn for eye protection.

## PARKING STOPS AND SPEED BUMPS

Checkers offers a premium quality line of parking stops and speed bumps. These products are made from 100% recycled materials and are ideal for commercial or residential environments. These durable products will not chip or crack, and they are resistant to gas, oil, salt, sunlight and chemicals. They are molded in solid colors and never need painting. They are light enough to ship via UPS and to be installed by one person.

V: 2011



**CABLE PROTECTION**

Lewden Cable Protection • Argall Avenue, London, E10 7QD • T: 020 8539 0237 • E: [sales@lewden.co.uk](mailto:sales@lewden.co.uk) • [www.lewden.com](http://www.lewden.com)



# TABLE OF CONTENTS

## WHEEL CHOCKS ..... 2-10

ROADBLOCKS™ Rubber Wheel Chocks .....	2-3
ROADBLOCKS™ Urethane Wheel Chocks .....	3-5
GRIPPER™ Polyethylene Wheel Chocks .....	5
Wheel Chock Accessories.....	5
TIGERCHOCKS™ Aviation Wheel Chocks .....	6-7
MONSTER™ Heavy Duty Off-Road Urethane Wheel Chocks .....	8-9
ROADBLOCKS™ All-Terrain Urethane Wheel Chocks .....	10

## CABLE MANAGEMENT SYSTEMS ..... 11-29

GUARD DOG® (Heavy Duty Cable Protectors) .....	12-13
GUARD DOG® Flat Edge (Heavy Duty Cable Protectors) .....	13
GUARD DOG® Low Profile (Heavy Duty Cable Protectors) .....	14-15
GUARD DOG® Drop Over (Heavy Duty Cable Protectors).....	16
SIDE-KICK™ (Heavy Duty Cable Protection Expanders) .....	17
LINEBACKER® HD (Extra Heavy Duty Cable Protectors) .....	18-19
LINEBACKER® GP (Heavy Duty General Purpose Cable Protectors).....	20-21
RAMP-RUNNER™ (Transport/Storage Carts) .....	22
CROSS-LINK® (Heavy Duty Protector Bridges) .....	23
CROSS-GUARD® (Heavy Duty ADA Compliant Ramps & Rails) .....	24-25
CROSS-GUARD® (Heavy Duty ADA Compliant Rail Barriers) .....	25
POWERBACK® (Rubber Duct Protectors) .....	26-27
FASTLANE® (Lightweight Drop Over Protectors) .....	28
SUPER-CROSS™ (Extreme Crossover Pads) .....	29
SUPER-CROSS™ (Utility Crossover Pads) .....	29

## DIAMONDBACK® CABLE & HOSE BRIDGE SYSTEMS ..... 30-31

## FLAGSTAFF™ WARNING WHIPS & ACCESSORIES ..... 32-44

## LOTBLOCKS™ PARKING STOPS ..... 45

## SLOWMO™ SPEED BUMPS ..... 45

## BANDIT™ GOGGLE RETAINERS ..... Back Cover

**LIMITED WARRANTY:** Checkers guarantees the products it manufactures or sells against defects in workmanship and material for a period of one (1) year from the date of shipment or date of invoice, whichever is later. The product must be used, maintained and installed according to the instructions and procedures provided, or this warranty is void. Any alteration or modification of the product will also void this warranty. **CHECKERS' OBLIGATION UNDER THIS WARRANTY IS LIMITED TO THE REPAIR OR REPLACEMENT OF DEFECTIVE PRODUCTS.** No other warranty or remedy shall be provided. This warranty specifically does not guarantee or cover payment or reimbursement of any damages or consequential damages beyond the above.

Any claim under this warranty must be made in writing within twelve (12) months of the date of shipment or the date of invoice, whichever is later. All products returned to Checkers under this warranty must be prepaid. If it is determined that the product is defective in material and /or workmanship the repair or replacement will occur, at Checkers' option, at no charge and return freight prepaid by Checkers. All other return of product to the owner shall be at the owner's expense.

**CHECKERS AND ITS AUTHORIZED AGENTS, EMPLOYEES AND REPRESENTATIVES SPECIFICALLY AND EXPRESSLY DISCLAIM ANY AND ALL OTHER WARRANTIES, INCLUDING THE WARRANTY OF FITNESS FOR A PARTICULAR PURPOSE AND/OR ANY WARRANTY OF MERCHANTABILITY WHICH MIGHT OTHERWISE BE APPLICABLE UNDER ANY STATE OR FEDERAL LAW.**

**LIMITED LIABILITY OF CHECKERS:** Checkers and its authorized agents, distributors and representatives *do not guarantee* the performance of any Checkers product in the customer's use as the manufacturer is unable to assure proper use by the customer. Proper use by the customer is necessary for the effectiveness of the product, as well as the safety of those using same. The user is solely responsible to determine the suitability of any Checkers product for any intended use. The user assumes all risk and liability for use of any Checkers product. User specifically acknowledges receipt of proper instructions regarding the use of the product in the original packaging and disclaims any consequential damages to person or property, damages for loss of use, lost time, loss of profit, lost income, loss of the Checkers' product itself and/or other incidental or consequential damages other than as warranted by Checkers limited warranty. User accepts the responsibility of removing from service any product that becomes worn out, unusable, unfit for intended use or defective in any way such as to make the product a potential safety hazard. Checkers is unable to undertake such obligations or responsibilities on behalf of the user as the user is in sole possession and control of the product.

© 2010 Checkers Industrial Safety Products, Inc.

Checkers is a member and proudly supports the following associations:



### Contract Holder

Contract: GS-07F-0301J

Cage Code: 032T9

Checkers is proud of its GSA Contract. It provides our Federal Government customers with the most convenient way of acquiring our products. It also means that you can use GSA Advantage Online Ordering and pay by credit card for purchases.



**CABLE PROTECTION**

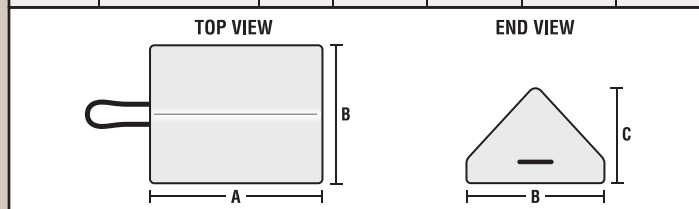
Lewden Cable Protection • Argall Avenue, London, E10 7QD • T: 020 8539 0237 • E: sales@lewden.co.uk • www.lewden.com

ROADBLOCKS™ Rubber Wheel Chocks are strong, safe, and resistant to damage from UV, moisture, salt, and oils. Their traction design grips tire and road and will not cause tire or pavement damage. The chock design also allows either side to be positioned against tire.

## 450 SERIES - STANDARD OF THE UTILITY INDUSTRY

This wheel chock design is used by most utility and telephone fleets and allows either side of chock to be positioned against tire.

MODEL	DESCRIPTION	COLOR	A LENGTH	B WIDTH	C HEIGHT	WEIGHT
RC450	Wheel Chock with Bottom Void	Black	10 in. (254 mm)	8 in. (203 mm)	5.5 in. (140 mm)	7 lbs. (3.2 kg)
RC450-S	Wheel Chock with Solid Bottom	Black	10 in. (254 mm)	8 in. (203 mm)	5.5 in. (140 mm)	10 lbs. (4.5 kg)
RC450-CL	Wheel Chock with Bottom Void & Aluminum Ice Cleat	Black	10 in. (254 mm)	8 in. (203 mm)	5.5 in. (140 mm)	8.5 lbs. (3.9 kg)
RC450-GR	Wheel Chock with Bottom Void & 14 ga. Steel Grate	Black	10 in. (254 mm)	8 in. (203 mm)	5.5 in. (140 mm)	9.2 lbs. (4.2 kg)



### 450 SERIES

- Durable rubber construction
- Resistant to the elements
- Steel loop carrying handle
- Fits most chock storage compartments

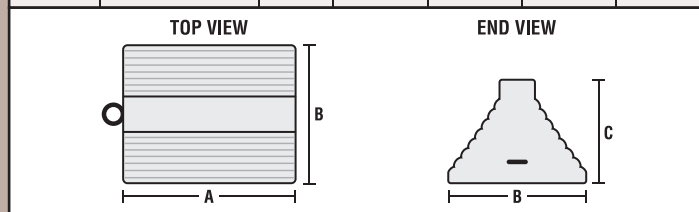
Ice Cleat Bottom is U.S. Patent No: Des. 397,986

For Wheel Chock  
**ACCESSORIES**  
SEE PAGE 5

## 815 SERIES - FOR "OVER THE ROAD" TRUCKS AND TRAILERS AND LOADING DOCK FACILITIES

Allows either side of chock to be positioned against tire. Ideal for keeping truck trailers in place during loading and unloading.

MODEL	DESCRIPTION	COLOR	A LENGTH	B WIDTH	C HEIGHT	WEIGHT
RC815	Wheel Chock with Bottom Void	Black	10 in. (254 mm)	8 in. (203 mm)	6 in. (152 mm)	8.5 lbs. (3.9 kg)



### 815 SERIES

- Durable rubber construction
- Ribbed pyramid design
- Resistant to the elements
- Eyebolt for ropes or chains



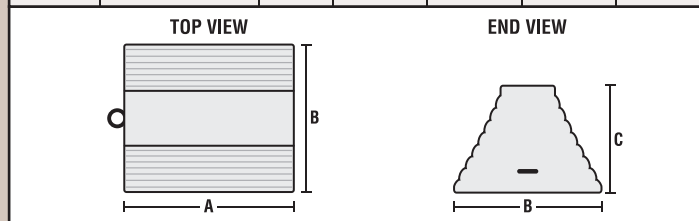
### WARNING!

Please refer to Wheel Chock User Guidelines on Page 6.

## 915 SERIES - FOR HEAVY TRUCKS, TRAILERS AND ROAD CONSTRUCTION EQUIPMENT


Design allows either side of chock to be positioned against tire.

MODEL	DESCRIPTION	COLOR	A LENGTH	B WIDTH	C HEIGHT	WEIGHT
RC915	Wheel Chock with Bottom Void	Black	11.5 in. (292 mm)	10 in. (254 mm)	7.25 in. (184 mm)	15 lbs. (6.8 kg)



### 915 SERIES

- Durable rubber construction
- Ribbed pyramid design
- Resistant to the elements
- Eyebolt for ropes or chains







# DURABLE RUBBER WHEEL CHOCKS

## 5500 SERIES - TRIANGULAR DESIGN USED FOR AIRCRAFT WORLDWIDE

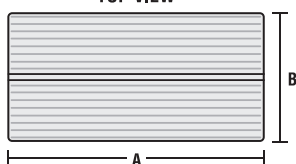
These high-density rubber chocks are weather resistant, maintenance free, and feature heavy duty horizontal traction ribs that flex and provide greater grip as pressure is applied. Either side of chock can be positioned against tire. Standard with 24 in. (610 mm) replaceable nylon rope lanyard.

### WARNING!

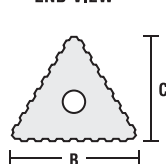
Please refer to Wheel Chock User Guidelines on Page 6.

MODEL	DESCRIPTION	COLOR	A LENGTH	B WIDTH	C HEIGHT	WEIGHT SINGLE
RC5510	Wheel Chock	Black	10 in. (254 mm)	5 in. (127 mm)	4.33 in. (110 mm)	6.5 lbs. (3.0 kg)
RC5512	Wheel Chock	Black	12 in. (305 mm)	5 in. (127 mm)	4.33 in. (110 mm)	7.7 lbs. (3.5 kg)
RC5515	Wheel Chock	Black	15 in. (381 mm)	5 in. (127 mm)	4.33 in. (110 mm)	9.3 lbs. (4.2 kg)
RC5518	Wheel Chock	Black	18 in. (457 mm)	5 in. (127 mm)	4.33 in. (110 mm)	11 lbs. (5.0 kg)
RC5521	Wheel Chock	Black	21 in. (533 mm)	5 in. (127 mm)	4.33 in. (110 mm)	12.7 lbs. (5.8 kg)
RC5524	Wheel Chock	Black	24 in. (610 mm)	5 in. (127 mm)	4.33 in. (110 mm)	14.4 lbs. (6.5 kg)

TOP VIEW



END VIEW



Please specify after Model No.: S = Single • P = Pair

### 5500 SERIES

- High-Density Rubber
- Horizontal Traction Ribs
- Weather Resistant
- Replaceable Rope Lanyard

Sold as singles with rope or roped together as pairs.



# IMPACT-ABSORBING URETHANE WHEEL CHOCKS

ROADBLOCKS™ Urethane Wheel Chocks are strong, safe, and lightweight. Impact-absorbing chocks grip tire and road, will not cause tire or pavement damage, and are oil and chemical resistant. For added safety and convenience, all Checkers' urethane wheel chocks feature a high visibility orange color and "How to Use" guidelines molded into each chock.

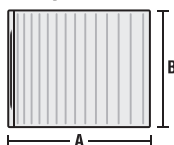
## 1200 SERIES - DESIGNED FOR THE MINING AND CONSTRUCTION INDUSTRIES

Rated for haul trucks with tire sizes up to 105 in. (2667 mm) diameter and load capacity up to 120 tons.

For Wheel Chock  
**ACCESSORIES**  
SEE PAGE 5

MODEL	DESCRIPTION	COLOR	A LENGTH	B WIDTH	C HEIGHT	WEIGHT
MC1210	Wheel Chock	Orange	17 in. (432 mm)	14 in. (356 mm)	14 in. (356 mm)	25 lbs. (11.3 kg)

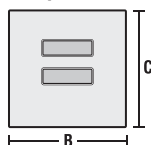
TOP VIEW



SIDE VIEW



BACK VIEW





### 1200 SERIES

- Tough Urethane Construction
- Oil and Chemical Resistant
- Recessed Carrying Handle
- Mounting Hole for Ropes, Chains or Brackets
- Mounting Bracket Available

### MOUNTING BRACKET FOR 1200 SERIES

MODEL	DESCRIPTION	SPECIFICATIONS	WEIGHT
MC1900	Universal Dual Mount Bracket Holds 2 each 1200 Series Chocks - Primer Finish <i>Mounting Hardware NOT Included.</i>	36" (914 mm) Length Bracket Rod with 6" (152 mm) x 6" (152 mm) Mounting Plate	16 lbs. (7.3 kg)

MOUNTING BRACKET



CABLE PROTECTION

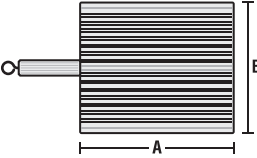
Lewden Cable Protection • Argall Avenue, London, E10 7QD • T: 020 8539 0237 • E: sales@lewden.co.uk • www.lewden.com

### 1400 SERIES - DESIGN USED BY MOST UTILITY AND TELEPHONE FLEETS

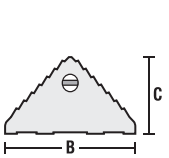
Allows either side of chock to be positioned against tire.

MODEL	DESCRIPTION	COLOR	A LENGTH	B WIDTH	C HEIGHT	WEIGHT
UC1400-4.5	Wheel Chock	Orange	10 in. (254 mm)	8.5 in. (216 mm)	5 in. (127 mm)	4.5 lbs. (2 kg)
UC1400-6	Wheel Chock	Orange	10 in. (254 mm)	8.5 in. (216 mm)	5 in. (127 mm)	6 lbs. (2.7 kg)

TOP VIEW



END VIEW

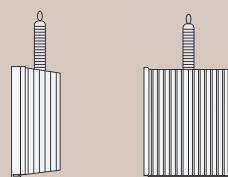


### MOUNTING BRACKETS FOR 1400 SERIES

MODEL	DESCRIPTION	WEIGHT
UC14VM	Vertical Mounting Bracket for Model 1400 Wheel Chock Zinc Plated. <b>Mounting Hardware NOT Included.</b>	2.5 lbs. (1.1 kg)
UC14HM	Horizontal Underbody Mounting Bracket for Model 1400 Wheel Chock - Zinc Plated. <b>Mounting Hardware NOT Included.</b>	2.75 lbs. (1.2 kg)


### 1400 SERIES

- Tough Urethane Construction
- Oil and Chemical Resistant
- Easy-grip Carrying Handle
- Eyebolt for Ropes or Chains
- Mounting Brackets Available

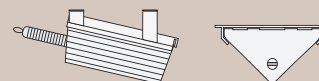


VERTICAL BRACKET

For Wheel Chock  
**ACCESSORIES**  
SEE PAGE 5



Chocks as roped pairs are available upon request.

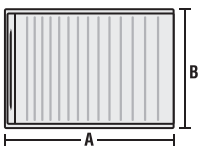


HORIZONTAL BRACKET

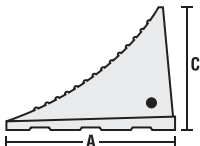
### 1500 SERIES - POPULAR DESIGN FOR "OVER THE ROAD" TRUCKS AND TRAILERS

MODEL	DESCRIPTION	COLOR	A LENGTH	B WIDTH	C HEIGHT	WEIGHT
UC1500-4.5	Wheel Chock	Orange	11 in. (279 mm)	7.75 in. (197 mm)	8 in. (203 mm)	4.5 lbs. (2 kg)
UC1500-6	Wheel Chock	Orange	11 in. (279 mm)	7.75 in. (197 mm)	8 in. (203 mm)	6 lbs. (2.7 kg)

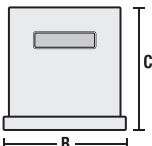
TOP VIEW



SIDE VIEW



BACK VIEW



### MOUNTING BRACKETS FOR 1500 SERIES


MODEL	DESCRIPTION	WEIGHT
UC15VM	Vertical Mounting Bracket for Model 1500 Wheel Chock Zinc Plated. <b>Mounting Hardware NOT Included.</b>	2.5 lbs. (1.1 kg)
UC15HM	Horizontal Underbody Mounting Bracket for Model 1500 Wheel Chock - Zinc Plated. <b>Mounting Hardware NOT Included.</b>	2.75 lbs. (1.2 kg)

### 1500 SERIES

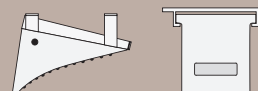
- Tough Urethane Construction
- Oil and Chemical Resistant
- Recessed Carrying Handle
- Mounting Hole for Ropes or Chains
- Mounting Brackets Available



VERTICAL BRACKET



Chocks as roped pairs are available upon request.

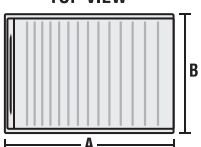


HORIZONTAL BRACKET

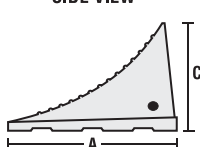
### 1700 SERIES - DESIGNED FOR SMALL UTILITY TRUCKS, TRAILERS, PICKUPS AND AUTOS

MODEL	DESCRIPTION	COLOR	A LENGTH	B WIDTH	C HEIGHT	WEIGHT
UC1700	Wheel Chock	Orange	8.5 in. (216 mm)	7.5 in. (191 mm)	6.25 in. (159 mm)	2 lbs. (.91 kg)

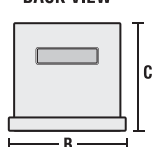
TOP VIEW



SIDE VIEW



BACK VIEW

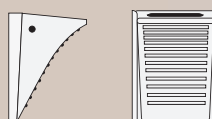


### MOUNTING BRACKET FOR 1700 SERIES

MODEL	DESCRIPTION	WEIGHT
UC17VM	Vertical Mounting Bracket for Model 1700 wheel chock Zinc Plated. <b>Mounting Hardware NOT Included.</b>	1.75 lbs. (.8 kg)

### 1700 SERIES

- Tough Urethane Construction
- Oil and Chemical Resistant
- Recessed Carrying Handle
- Mounting Hole for Ropes or Chains
- Mounting Bracket Available



VERTICAL BRACKET



Chocks as roped pairs are available upon request.

**WARNING!**  
Please refer to Wheel Chock User Guidelines on Page 6.



# IMPACT-ABSORBING URETHANE WHEEL CHOCKS

## 1600 SERIES - FOR "OVER THE ROAD" TRUCKS, TRAILERS, AND PICKUPS

MODEL	DESCRIPTION	COLOR	A LENGTH	B WIDTH	C HEIGHT	WEIGHT
UC1600	Wheel Chock	Orange	11.25 in. (286 mm)	8.0 in. (203 mm)	8.25 in. (210 mm)	3.5 lbs. (1.59 kg)

TOP VIEW

SIDE VIEW

BACK VIEW

### 1600 SERIES

- Tough Urethane Construction
- Oil and Chemical Resistant
- Recessed Carrying Handle
- Mounting Hole for Ropes or Chains

#### WARNING!

Please refer to Wheel Chock User Guidelines on Page 6.

Chocks as roped pairs are available upon request.



For Wheel Chock  
**ACCESSORIES**  
SEE BELOW

# GENERAL PURPOSE POLYETHYLENE WHEEL CHOCKS

GRIPPER™ allows either side to be positioned against tire. Horizontal traction ribs provide greater grip as pressure is applied. Polyethylene chocks are resistant to oils, fuels, and solvents and feature replaceable, impact absorbing, rubber traction pads. Sold as singles.

## 4800 SERIES - GENERAL PURPOSE CHOCKS

MODEL	DESCRIPTION	COLOR	A - BASE LENGTH	B WIDTH	C HEIGHT	D - FULL LENGTH	WEIGHT
PC4812	General Purpose Chock	Yellow	12 in. (306 mm)	8 in. (204 mm)	4.5 in. (115 mm)	16.75 in. (428 mm)	7.5 lbs. (3.4 kg)
PC4818	General Purpose Chock	Yellow	18 in. (459 mm)	8 in. (204 mm)	4.5 in. (115 mm)	22.5 in. (574 mm)	10.5 lbs. (4.8 kg)

TOP VIEW

END VIEW

SIDE VIEW

- Polyethylene Construction
- Oil and Chemical Resistant
- Impact Absorbing, Rubber Traction Pads
- Safety Yellow Color



- Big Grip, over-sized carrying handle
- Grip Ribs on the chock surface
- Super Grip, anti-slip rubber base

# WHEEL CHOCK ACCESSORIES

### ECONOMY DOCK CHAIN WITH HARDWARE - rated at a 225 lb. (116 kg) working load limit

For connecting wheel chocks to loading dock. 2/0 (3.4 mm) chain. Includes attachment link and dock hanger. Custom lengths available.

MODEL	DESCRIPTION	WEIGHT
MS1602-1-10	EconoChain with hardware - 10 foot length	1.9 lbs. (.9 kg)
MS1602-1-12	EconoChain with hardware - 12 foot length	2.1 lbs. (1.0 kg)
MS1602-1-15	EconoChain with hardware - 15 foot length	2.5 lbs. (1.1 kg)

### HEAVY DUTY DOCK CHAIN WITH HARDWARE - rated at an 800 lb. (363 kg) working load limit

For connecting wheel chocks to loading dock. 3/16 (5.5 mm) proof coil chain is zinc-plated. Includes attachment links and dock hanger. Custom lengths available.

MS1602-5-10	Heavy Duty Chain with hardware - 10 foot length	4.1 lbs. (1.9 kg)
MS1602-5-12	Heavy Duty Chain with hardware - 12 foot length	4.9 lbs. (2.2 kg)
MS1602-5-15	Heavy Duty Chain with hardware - 15 foot length	5.8 lbs. (2.6 kg)

### SAFETY CABLE LOOP HANDLE WITH HARDWARE

MS1602-3	Orange plastic-coated cable with reflective stripe for Model 1500, 1600 & 1700 Chocks.	.2 lbs. (.1 kg)
----------	--	-----------------

### SAFETY SIGNS

MS1606-1	20 Gauge Steel, 10" x 14" (Mounting Hardware NOT Included) "CAUTION - WHEELS MUST BE CHOCKED BEFORE LOADING AND UNLOADING"	1.5 lbs. (.7 kg)
MS1606-2	Pressure-Sensitive Vinyl, 10" x 14" "CAUTION - WHEELS MUST BE CHOCKED BEFORE LOADING AND UNLOADING"	.1 lbs. (.05 kg)

Economy Dock Chain  
MS1602-1

Heavy Duty Dock Chain  
MS1602-5

Cable Loop Handle  
MS1602-3

Safety Sign  
MS1606



**CAUTION**  
WHEELS MUST BE  
CHOCKED  
BEFORE LOADING  
AND UNLOADING





# WHEEL CHOCK USER GUIDELINES

## WARNING!

Individual end user testing required to ensure proper chock selection and application.

- Select wheel chocks appropriate to type and size of vehicle.
- Chocks shall be used only after vehicle is completely stopped and parking brakes fully applied and tested.
- Position wheel chocks snugly and squarely against the center of the tire tread area of each wheel.
- Always use wheel chocks in pairs and on firm surfaces.
- More than one pair may be required.
- Chock wheels on both sides of vehicle in direction of grade.
- Test chocks to ensure they meet requirements.
- Chocks are effective holding devices when properly sized and positioned.
- Always remove wheel chocks before attempting to move vehicle.
- Do not drive over wheel chocks.
- Improper use can result in product failure.
- Although these are generally acceptable chocking procedures, it is the decision of each individual user to determine the best chock and chocking method for the particular application.

## OSHA SPECIFICS:

### 1910.178(k)...

(1) The brakes of highway trucks shall be set and wheel chocks placed under the rear wheels to prevent the trucks from rolling while they are boarded with powered industrial trucks.

### 1910.178(m)...

(7) Brakes shall be set and wheel blocks shall be in place to prevent movement of trucks, trailer, or railroad cars while loading or unloading. Fixed jacks may be necessary to support a semitrailer during loading or unloading when the trailer is not coupled to a tractor.

### 1910.111(f)...

(9) Chock blocks. At least two chock blocks shall be provided. These blocks shall be placed to prevent rolling of the vehicle whenever it is parked during loading and unloading operations.



TIGERCHOCKS™ Military Aviation Wheel Chocks are an updated version of the traditional wooden chocks. These urethane chocks weigh less than wood chocks and are resistant to aircraft fuels, hydraulic fluids, and lubricants. TIGERCHOCKS™ last years longer than wood chocks, never need painting, and are not potential foreign object damage (FOD) problems for aircraft. Standard with 5/8 in. x 36 in. (914 mm) or 48 in. (1219 mm) replaceable nylon rope lanyard. Sold as singles.

## URETHANE MILITARY AVIATION WHEEL CHOCKS

- Impact-absorbing urethane
- Weather and abrasion resistant
- High load-bearing capacity
- Maintenance free - never need painting
- Resistant to aircraft fuels and lubricants
- Will not rot, crack or splinter
- Lightweight and easy to use
- Rope-lock system
- Optional rope carrying handle
- Molded-in high-vis yellow color

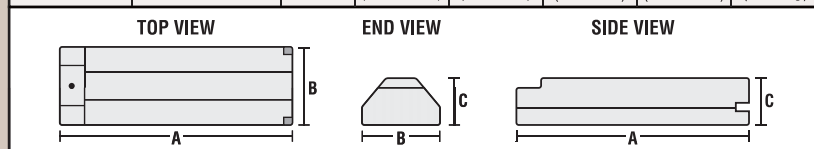
## TIGERCHOCKS™ MILITARY AIRCRAFT CHOCKS

### 4600 SERIES MILITARY AIRCRAFT CHOCKS


MODEL	DESCRIPTION	COLOR	A LENGTH	B WIDTH	C HEIGHT	LANYARD	WEIGHT
AC4614-LR	Aviation Chock	Hi-Vis Yellow	14 in. (356 mm)	6 in. (152 mm)	4 in. (102 mm)	36 in. (914 mm)	7 lbs. (3.2 kg)
AC4614-LR-RP	Aviation Chock with Rubber Base	Hi-Vis Yellow	14 in. (356 mm)	6 in. (152 mm)	4.25 in. (108 mm)	36 in. (914 mm)	7.5 lbs. (3.4 kg)

### 6800 SERIES MILITARY AIRCRAFT CHOCKS

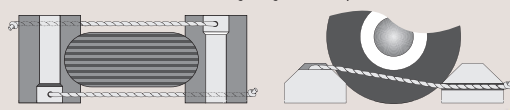
AC6820-LR	Aviation Chock	Hi-Vis Yellow	20 in. (508 mm)	8 in. (203 mm)	6 in. (152 mm)	36 in. (914 mm)	15 lbs. (6.8 kg)
AC6820-LR-RP	Aviation Chock with Rubber Base	Hi-Vis Yellow	20 in. (508 mm)	8 in. (203 mm)	6.25 in. (159 mm)	36 in. (914 mm)	17.5 lbs. (8.0 kg)
AC6856-LR-RP	Aviation Chock with Rubber Base	Hi-Vis Yellow	56 in. (1422 mm)	8 in. (203 mm)	6.25 in. (159 mm)	48 in. (1219 mm)	41.5 lbs. (18.9 kg)



Rope carrying handles optional on all models. Custom rope lengths available.



**TIGERCHOCKS™ Rope Lock System.** The original military style chock-to-chock rope lock system allows a wheel chock to be temporarily and securely attached to the opposing wheel chock on the opposite side of the aircraft tire. This chock-locking system ensures that wheel chocks remain firmly positioned against each side of the aircraft tire during engine test procedures.



◀ **TIGERCHOCKS  
IN ACTION**





TIGERCHOCKS™ Series Aviation Wheel Chocks are designed for business, commercial, cargo, and military aircraft. These chocks are made from impact-absorbing urethane and are resistant to oils, chemicals, fuels, and hydraulic fluids used in the aviation industry. For additional safety and convenience, TIGERCHOCKS™ feature replaceable nylon rope lanyards and a molded-in high visibility color for easy identification. Lightweight wheel chocks are easy to use and ideal for carrying on aircraft.

### WHEEL CHOCKS FOR COMMERCIAL AND MILITARY AIRCRAFT

#### FEATURES

- FOD Free - Will Not Rot or Splinter
- Impact-Absorbing Urethane
- Resistant to Fuels and Lubricants
- Lightweight and Easy to Use
- High Load-Bearing Capacity
- Custom Color and Logo Available

#### WARNING!

Please refer to Wheel Chock User Guidelines on Page 6.

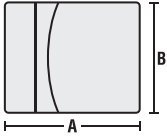
## TIGERCHOCKS™ COMMERCIAL AVIATION CHOCKS

### 200 SERIES COMMERCIAL AVIATION CHOCKS


TIGERCHOCKS™ with contoured design fits curvature of the tire to absorb wheel-squat during loading and fueling operations. Features molded-in soft base for increased traction. 3/8 in. x 24 in. (610 mm) replaceable nylon rope lanyard connects 2 chocks together. Custom rope lengths available. Sold in pairs.

MODEL	DESCRIPTION	COLOR	A LENGTH	B WIDTH	C HEIGHT	LANYARD	WEIGHT
AC201	Aviation Chock	Yellow	5.5 in. (140 mm)	4.5 in. (114 mm)	2.75 in. (70 mm)	24 in. (610 mm)	1.5 lbs. (.68 kg)


TOP VIEW



END VIEW



SIDE VIEW





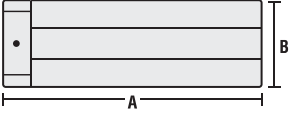
Features molded-in soft base for increased traction.

### 3500 SERIES COMMERCIAL AVIATION CHOCKS

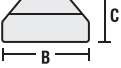
TIGERCHOCKS™ traditional design. An updated version of the original wooden wheel chock design. Standard with 1/2 in. x 24 in. (610 mm) replaceable nylon rope lanyard. Sold as singles or roped together in pairs.

MODEL	DESCRIPTION	COLOR	A LENGTH	B WIDTH	C HEIGHT	LANYARD	WEIGHT
AC3512	Aviation Chock	Yellow	12 in. (305 mm)	5 in. (127 mm)	3 in. (76 mm)	24 in. (610 mm)	3.2 lbs. (1.5 kg)
AC3512-RP	Aviation Chock with Rubber Base	Yellow	12 in. (305 mm)	5 in. (127 mm)	3.25 in. (83 mm)	24 in. (610 mm)	4.2 lbs. (1.9 kg)
AC3515	Aviation Chock	Yellow	15 in. (381 mm)	5 in. (127 mm)	3 in. (76 mm)	24 in. (610 mm)	3.9 lbs. (1.8 kg)
AC3515-RP	Aviation Chock with Rubber Base	Yellow	15 in. (381 mm)	5 in. (127 mm)	3.25 in. (83 mm)	24 in. (610 mm)	5.2 lbs. (2.4 kg)
AC3518	Aviation Chock	Yellow	18 in. (457 mm)	5 in. (127 mm)	3 in. (76 mm)	24 in. (610 mm)	4.6 lbs. (2.1 kg)
AC3518-RP	Aviation Chock with Rubber Base	Yellow	18 in. (457 mm)	5 in. (127 mm)	3.25 in. (83 mm)	24 in. (610 mm)	6.0 lbs. (2.8 kg)
AC3521	Aviation Chock	Yellow	21 in. (533 mm)	5 in. (127 mm)	3 in. (76 mm)	24 in. (610 mm)	5.5 lbs. (2.5 kg)
AC3521-RP	Aviation Chock with Rubber Base	Yellow	21 in. (533 mm)	5 in. (127 mm)	3.25 in. (83 mm)	24 in. (610 mm)	7.5 lbs. (3.4 kg)


TOP VIEW



END VIEW



SIDE VIEW



Please specify after Model No.: S = Single • P = Pair



#### Chocks with Custom Colors, and Company Logo or Insignia

We can personalize TIGERCHOCKS™ Model 3500 and 6800 Series chocks to reflect your company's unique identity. Each wheel chock can feature a logo or insignia according to your specifications.



# HEAVY DUTY OFF-ROAD URETHANE WHEEL CHOCKS

1900 Series MONSTER™ Heavy Duty Wheel Chocks are specifically designed for the mining and construction industries. They are strong, safe, and lightweight - yet they hold the largest haul trucks. These chocks are made from tough, damage resistant urethane, will not cause tire damage, and are virtually unaffected by oils, fuels, or solvents. For added safety and convenience, "How to Use" guidelines are molded into the back of each chock.

## WARNING!

Please refer to Wheel Chock User Guidelines on Page 6.

### 1900 SERIES

- Tough Urethane Construction
- Resistant to Oils, Fuels and Solvents
- Mounting Hole for Ropes, Chains or Brackets
- Replaceable Rubber Anti-Slip Traction Pads
- Molded-in "How to Use" Guidelines
- Safety Yellow Caution Color
- Recessed Carrying Handle


1900 Series Monster Chocks feature a large, easy access, open-top, recessed scoop handle design for ease of use with gloved hand. This design prevents moisture, dirt and debris from collecting in the handle recess area.



Caterpillar 793 Haul Truck (240 ton) chocked using two Model 1911 Monster Wheel Chocks.

### MODEL 1909 - Recommended for Mine Support Equipment

MODEL	DESCRIPTION	COLOR	A-LENGTH	B-WIDTH	C-HEIGHT	WEIGHT
MC1909	For Mine Support Equipment Such as Lubrication Trucks and Heavy Maintenance Vehicles	Yellow	15 in. (381 mm)	15.1 in. (384 mm)	11 in. (280 mm)	19 lbs. (8.6 kg)
<div> <div> <b>SIDE VIEW</b>  </div> <div> <b>TOP VIEW</b>  </div> <div> <b>BACK VIEW</b>  </div> <div> <b>MOUNTING BRACKET</b>  <p>See page 9 for Mounting Bracket specifications</p> </div> </div>						



### MODEL 1910 - Recommended for Wheels up to 105" Diameter

MODEL	DESCRIPTION	COLOR	A-LENGTH	B-WIDTH	C-HEIGHT	WEIGHT
MC1910	For Mine Haul Trucks with Tire Sizes up to 105 in. (2667 mm) Diameter and Load Capacities up to 120 tons	Yellow	17.7 in. (450 mm)	15.2 in. (387 mm)	10 in. (254 mm)	28 lbs. (12.7 kg)
<div> <div> <b>SIDE VIEW</b>  </div> <div> <b>TOP VIEW</b>  </div> <div> <b>BACK VIEW</b>  </div> <div> <b>MOUNTING BRACKET</b>  <p>See page 9 for Mounting Bracket specifications</p> </div> </div>						



### MODEL 1911 - Recommended for Wheels Over 105" Diameter

MODEL	DESCRIPTION	COLOR	A-LENGTH	B-WIDTH	C-HEIGHT	WEIGHT
MC1911	For Mine Haul Trucks with Tire Sizes over 105 in. (2667 mm) Diameter and Load Capacities up to 400 tons (a minimum of four (4) model 1911 Monster Wheel Chocks must be used when chocking haul trucks with load capacities from 240 tons up to 400 tons); Tall Chock Design.	Yellow	24.6 in. (625 mm)	14.5 in. (369 mm)	16 in. (407 mm)	42 lbs. (19.1 kg)
CT1911	Heavy duty, two-wheeled cart for transporting one MC1911 Monster Chock.	Silver	12 in. (305 mm)	24 in. (610 mm)	49 in. (1245 mm)	33 lbs. (15 kg)
<div> <div> <b>SIDE VIEW</b>  </div> <div> <b>TOP VIEW</b>  </div> <div> <b>BACK VIEW</b>  </div> <div> <b>MOUNTING BRACKET</b>  <p>See page 9 for Mounting Bracket specifications</p> </div> </div>						







# HEAVY DUTY OFF-ROAD URETHANE WHEEL CHOCKS

## WARNING!

Please refer to Wheel Chock User Guidelines on Page 6.

### MODEL 1912 - Recommended for Wheels Over 105" Diameter

MODEL	DESCRIPTION	COLOR	A-LENGTH	B-WIDTH	C-HEIGHT	WEIGHT
MC1912	For Mine Haul Trucks with Tire Sizes over 105 in. (2667 mm) Diameter and Load Capacities up to 240 tons; Chock Design for Normal Haul Road Grades	Yellow	21.9 in. (557 mm)	14.9 in. (379 mm)	10.6 in. (270 mm)	39 lbs. (17.7 kg)
CT1912	Heavy duty, two-wheeled cart for transporting one MC1912 Monster Chock.	Silver	12 in. (305 mm)	24 in. (610 mm)	49 in. (1245 mm)	35 lbs. (15.9 kg)

**SIDE VIEW**

**TOP VIEW**

**BACK VIEW**

**MOUNTING BRACKET**

See Mounting Bracket specifications below

2 Wheel Heavy Duty Transport Cart for MC1912 Chocks

**NEW!**

### MOUNTING BRACKET FOR ALL 1900 SERIES WHEEL CHOCKS

MODEL	DESCRIPTION	SPECIFICATIONS	WEIGHT
MC1900	Universal Dual Mount Bracket holds 2 each 1900 Series Wheel Chocks of any size - Primer Finish <b>Mounting Hardware NOT Included.</b>	36" (914 mm) Length Bracket Rod with 6" (152 mm) x 6" (152 mm) Mounting Plate	16 lbs. (7.3 kg)

#### MSHA STANDARD FOR SURFACE OPERATIONS

30 CFR § 56.14207 - Parking procedures for unattended equipment.

Mobile equipment shall not be left unattended unless the controls are placed in the park position and the parking brake, if provided, is set. When parked on a grade, the wheels or tracks of mobile equipment shall be either chocked or turned into a bank.

#### MSHA STANDARD FOR UNDERGROUND MINES

30 CFR § 57.14207 - Parking procedures for unattended equipment.

Mobile equipment shall not be left unattended unless the controls are placed in the park position and the parking brake, if provided, is set. When parked on a grade, the wheels or tracks of mobile equipment shall be either chocked or turned into a bank.



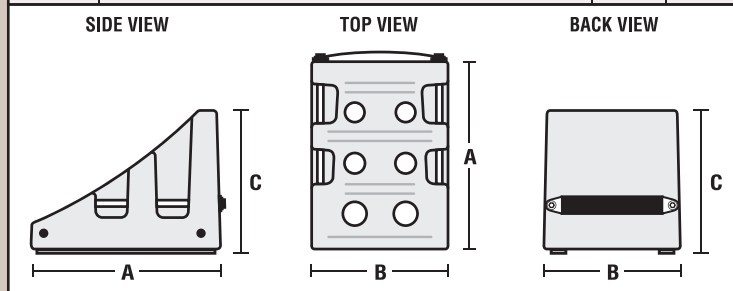
# ULTRA HEAVY DUTY CHOCKZILLA MINING WHEEL CHOCKS

## FOR LOAD CAPACITIES UP TO 400 TONS!

The newest addition to our Heavy Duty MONSTER™ Series is CHOCKZILLA™! These extra heavy duty wheel chocks are specifically designed for the mining industry. They are strong, safe, and easy to handle - yet they hold the largest haul trucks. Each chock is made from tough urethane and includes four side handles and a carrying strap on the back for easy transport. They will not cause tire damage and are virtually unaffected by oils, fuels, or solvents. For added safety and convenience, "How to Use" guidelines are molded into the back of each chock in both English and Spanish.

### CHOCKZILLA MODEL 2000 - Recommended for Wheels From 110" to 165" Diameter

MODEL	DESCRIPTION	COLOR	A LENGTH	B WIDTH	C HEIGHT	WEIGHT
MC2000	For Mine Haul Trucks with Tire Sizes from 110 in. (2800 mm) to 165 in. (4200 mm) Diameter and Load Capacities up to 400 tons	Yellow	30 in. (762 mm)	22 in. (559 mm)	22 in. (559 mm)	77 lbs. (34.9 kg)
CT2000	Heavy duty, two-wheeled cart for transporting one MC2000 Chockzilla Monster Chock.	Silver	12 in. (305 mm)	24 in. (610 mm)	49 in. (1245 mm)	40 lbs. (18.2 kg)



#### 2000 SERIES

- Urethane Construction
- Resistant to Oils, Fuels and Solvents
- Replaceable Rubber Anti-Slip Traction Pads
- Molded-In "How to Use" Guidelines in both English and Spanish
- Safety Yellow Color
- Four Side Handles and Carrying Strap on the Back

2 Wheel Heavy Duty Transport Cart for MC2000 Chocks

**NEW!**



**CABLE PROTECTION**

Lewden Cable Protection • Argall Avenue, London, E10 7QD • T: 020 8539 0237 • E: sales@lewden.co.uk • www.lewden.com

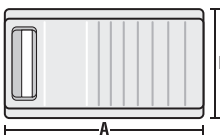
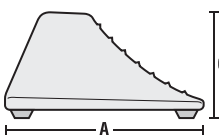
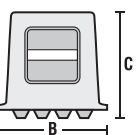
ROADBLOCKS™ All-Terrain Urethane Wheel Chocks are specifically designed for use on fire equipment. They comply with NFPA 1901-09 and meet SAE-J348 standard for up to 32 inch and up to 44 inch wheel diameters. These tough, damage resistant, polyurethane chocks are resistant to oils, fuels, and solvents. They also feature high strength, replaceable aluminum base plates with posi-grip traction cleats or anti-slip rubber traction pads. For added safety and convenience, Checkers incorporates a molded carrying handle and high visibility colors for easy identification.

**NFPA 1901-09 STANDARD REQUIRES TWO OR MORE WHEEL CHOCKS TO BE MOUNTED ON FIRE APPARATUSES IN READILY ACCESSIBLE LOCATIONS BEFORE BEING PLACED INTO SERVICE.**  
**SAE-J348 STANDARD PRESENTS DESIGN, MANUFACTURER, AND TESTING CRITERIA FOR WHEEL CHOCKS.**

**2512 SERIES** - Wheel Chocks comply with NFPA 1901-09 and meet SAE-J348 Standard for up to 32 in. (810 mm) wheel diameter.

MODEL	BASE DESIGN	COLOR	A LENGTH	B WIDTH	C HEIGHT	WEIGHT
AT2512-AC-Y	Aluminum Cleat	Yellow	15.5 in. (394 mm)	8.5 in. (216 mm)	8.25 in. (210 mm)	9 lbs. (4.1 kg)
AT2512-AC-R	Aluminum Cleat	Red	15.5 in. (394 mm)	8.5 in. (216 mm)	8.25 in. (210 mm)	9 lbs. (4.1 kg)
AT2512-RP-Y	Rubber Pad	Yellow	15.5 in. (394 mm)	8.5 in. (216 mm)	8.25 in. (210 mm)	8.4 lbs. (3.8 kg)
AT2512-RP-R	Rubber Pad	Red	15.5 in. (394 mm)	8.5 in. (216 mm)	8.25 in. (210 mm)	8.4 lbs. (3.8 kg)

TOP VIEW	SIDE VIEW	BACK VIEW
		

## MOUNTING BRACKETS FOR 2512 SERIES

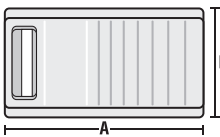
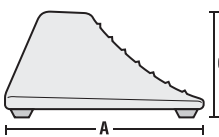
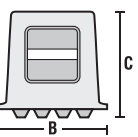
MODEL	DESCRIPTION	COATING	WEIGHT
AT2512VM	Vertical Mounting Bracket for Model 2512 Chock <i>Mounting Hardware NOT Included.</i>	Zinc Plated	3.2 lbs. (1.5 kg)
AT2512HM	Horizontal Mounting Bracket for Model 2512 Chock <i>Mounting Hardware Included.</i>	Zinc Plated	5.3 lbs. (2.4 kg)

Horizontal bracket may be mounted under the vehicle or in an apparatus compartment.

**2514 SERIES** - Wheel Chocks comply with NFPA 1901-09 and meet SAE-J348 Standard for up to 44 in. (1120 mm) wheel diameter.

MODEL	BASE DESIGN	COLOR	A LENGTH	B WIDTH	C HEIGHT	WEIGHT
AT2514-AC-Y	Aluminum Cleat	Yellow	21 in. (533 mm)	11.25 in. (286 mm)	12.25 in. (311 mm)	22 lbs. (10 kg)
AT2514-AC-R	Aluminum Cleat	Red	21 in. (533 mm)	11.25 in. (286 mm)	12.25 in. (311 mm)	22 lbs. (10 kg)
AT2514-RP-Y	Rubber Pad	Yellow	21 in. (533 mm)	11.25 in. (286 mm)	12.25 in. (311 mm)	23 lbs. (10.4 kg)
AT2514-RP-R	Rubber Pad	Red	21 in. (533 mm)	11.25 in. (286 mm)	12.25 in. (311 mm)	23 lbs. (10.4 kg)

TOP VIEW	SIDE VIEW	BACK VIEW
		

## MOUNTING BRACKETS FOR 2514 SERIES

MODEL	DESCRIPTION	COATING	WEIGHT
AT2514VM	Vertical Mounting Bracket for Model 2514 Chock <i>Mounting Hardware NOT Included.</i>	Zinc Plated	6.8 lbs. (3.1 kg)
AT2514HM	Horizontal Mounting Bracket for Model 2514 Chock <i>Mounting Hardware Included.</i>	Zinc Plated	8.0 lbs. (3.7 kg)

Horizontal bracket should be mounted in an apparatus compartment and not under the vehicle.

## ALL-TERRAIN SERIES

- Complies with SAE-J348 and NFPA 1901-09 Standard
- Third Party Tested for Compliance
- Tough Polyurethane Construction
- Resistant to Oils, Fuels and Solvents
- Replaceable Aluminum Traction Cleats or Rubber Pads
- Recessed Carrying Handle
- Safety Color Visibility

### WARNING!

Please refer to Wheel Chock User Guidelines on Page 6.



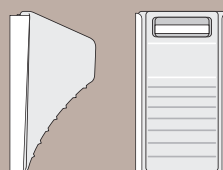
Available in red or yellow with aluminum cleats or rubber pads



Available in red or yellow with aluminum cleats or rubber pads




VERTICAL BRACKET



HORIZONTAL BRACKET







## CABLE MANAGEMENT SYSTEMS

U.S. PATENT No: Des. 418,818 • Other Patents Pending

GUARD DOG® and LINEBACKER® Cable & Hose Management Systems protect valuable electrical cables and hose lines, up to 3.25 inch (82.6 mm) in diameter, from damage and abuse. At the same time, they also ensure a method of safe passage for vehicles and pedestrian traffic in public, commercial and extra heavy duty industrial applications.

### FEATURES

- **Polyurethane Construction**..... Weather, tear, and abrasion resistant; High load-bearing capacity; Oil and solvent resistant; UV stabilized
- **Non-Conductive Material** ..... Insulates electrical cables from human contact; Satisfies state and federal regulatory agencies
- **36" Length Per Lineal Protector**.... Makes length-of-run calculations easy to figure
- **Multiple Channel Choices**..... Accommodates various cable/hose line diameters; Each cable/hose line is separated and organized in its own protective channel
- **5-Bar Tread Plate Surface** ..... Provides maximum traction; Reduces slipping
- **Hinged Lid**..... Easy insertion and removal of cable/hose lines
- **Fiberglass Hinge Pin** ..... Will not break, deform, pull out, or corrode
- **Safety Warning Symbols**..... Permanently molded into protector; Warn pedestrians of trip and/or electrical hazards
- **Universal Safety Colors**..... High visibility
- **Reinforced Lid Hinge Cylinders**.... Keeps lid from tearing at critical attachment points
- **Modular Interlocking Design** ..... Easy to setup, disassemble, and store
- **Recessed Carrying Handle**..... Easy to transport
- **Heavy Duty Connectors**..... Engineered to prevent breakage and accidental disassembly

**NOTE:** Check height specifications of cable protectors to make sure you have adequate clearance for your vehicles.

### NEC REQUIREMENTS

Protects valuable electrical cables and permits compliance with 2008 National Electrical Code requirements (Article 525) for minimizing the tripping hazard of electrical cables and cords at carnivals, fairs, amusement parks and similar events.

### ADA COMPLIANT ACCESSORIES

Meets Americans with Disabilities Act guidelines for ADA accessibility.

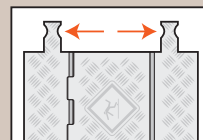
## Easing the Way for Olympic Festivities...



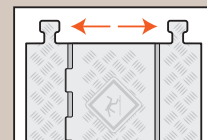
One of the biggest challenges for event planners at the Salt Lake City 2002 Winter Games was how to meet important ADA (Americans with Disabilities Act) guidelines for helping people safely cross over electrical, data and broadcast cables at the Olympic Medals Plaza. Checkers' LINEBACKER® Cable Management Systems proved to be the ideal solution.



### THE DIFFERENCE IS IN THE CONNECTORS



**Guard Dog® Connectors**  
All Guard Dog® products feature Dog-Bone Shaped connectors



**Linebacker® Connectors**  
All Linebacker® products feature our T-Shaped connectors

### CLIENTS INCLUDE:

Motion Picture/Television Industry  
Refining and Chemical Plants  
Airports  
Transportation  
Defense/Aerospace Industry  
Amusement Parks/Fairs  
Festivals  
Government Facilities  
Universities/Schools  
Manufacturing  
Construction Sites  
Public Utilities  
Telecommunications  
Electrical Industry  
Convention Centers  
Arenas  
Amphitheaters  
Auditoriums  
Performing Arts Theaters  
Exhibit Halls  
Stadiums  
Racetracks



Warn of electrical hazard



Warn of trip hazard



Comply with ADA guidelines

### Order Cable Protectors with Your Custom Company Logo or Insignia!

Many of our cable protector products can be personalized by molding your company's logo directly into the protector. For more information, contact a sales representative for details!



**CABLE PROTECTION**

Lewden Cable Protection • Argall Avenue, London, E10 7QD • T: 020 8539 0237 • E: sales@lewden.co.uk • [www.lewden.com](http://www.lewden.com)





# GUARD DOG®

CABLE PROTECTORS

## HEAVY DUTY 5 CHANNEL SYSTEMS

### Guard Dog is the global leader in quality, design, and value!


GUARD DOG® Heavy Duty 5 Channel Cable Protectors are the fast and easy way to protect valuable electrical cables and hose lines from damage and abuse while providing a method of safe crossing for constant vehicle and pedestrian traffic. Each cable/hose line is separated and organized in its own protective channel to ensure safety. Ideal for use in amusement parks, entertainment venues, sporting events, and in most public, commercial, industrial, construction, and utility applications. Optional Anti-Slip Rubber Pad Kit also available for added traction.

- Heavy duty Dog Bone connectors to extend to any desired length
- Hinged lid for easy cable placement
- Safety warning symbols molded into lid
- Carrying handle recessed underneath
- Patented 5-bar tread surface for maximum traction

Anti-Slip Rubber Pad Kit Available



End Caps



*Protects cable and hose lines up to 1.3 in. outside diameter*

Also available with  
• Black lid/black ramps

### FEATURES

- All weather polyurethane construction
- Non-metallic protectors insulate cables/hose lines from human contact
- Satisfies state/federal regulatory agencies
- Multiple channels and sizes
- Hinged lid for easy cable placement
- Join left and right turn to create a jog
- Modular interlocking design is lightweight and easy to transport, setup, disassemble, and store
- Increase traction with optional anti-slip rubber pads for smooth surfaces



45° Left Turn

Join left and right turn to create a jog (see illustration below)

45° Right Turn



4-Way Cross

4-Way Cross allows you to split or join cable runs.

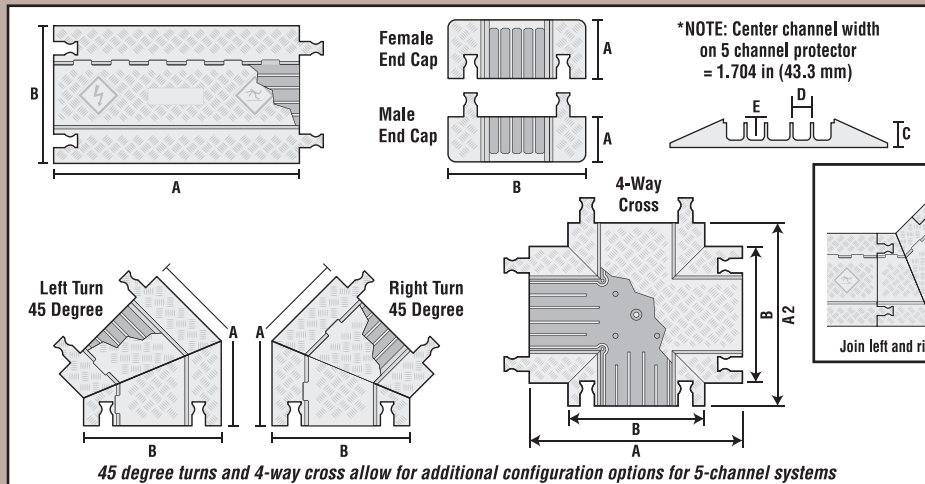

### GUARD DOG® 5 CHANNEL PROTECTORS WITH DOG BONE CONNECTORS

MODEL	DESCRIPTION	A LENGTH	B WIDTH	C HEIGHT	D-CHANNEL WIDTH*	E-CHANNEL HEIGHT	WEIGHT
GD5X125	5-Channel Protector	36 in. (914.4 mm)	19.75 in. (501.7 mm)	1.875 in. (47.6 mm)	1.339 in. (34.0 mm)	1.325 in. (33.65 mm)	21.0 lbs. (9.6 kg)
GDEC5X125 (Pair Only)	5-Ch. End Caps (female) (male)	female 8.75 in. male 5.25 in.	19.75 in. (501.7 mm)	1.875 in. (47.6 mm)	1.339 in. (34.0 mm)	1.325 in. (33.65 mm)	6.0 lbs. (2.8 kg)
GDT5X125-R	45° Right Turn	24.5 in. (622.3 mm)	19.75 in. (501.7 mm)	1.875 in. (47.6 mm)	1.339 in. (34.0 mm)	1.325 in. (33.65 mm)	11.0 lbs. (5.0 kg)
GDT5X125-L	45° Left Turn	24.5 in. (622.3 mm)	19.75 in. (501.7 mm)	1.875 in. (47.6 mm)	1.339 in. (34.0 mm)	1.325 in. (33.65 mm)	11.0 lbs. (5.0 kg)
GDCR5X125	4-Way Cross	A = 28.5 in. A2 = 24.5 in.	19.75 in. (501.7 mm)	1.875 in. (47.6 mm)	1.339 in. (34.0 mm)	1.325 in. (33.65 mm)	23.1 lbs. (10.5 kg)

Protector Color: O/B = Orange Lid with Black Ramps • B/B = Black Lid with Black Ramps • End Cap: Orange

### GUARD DOG® 5 CHANNEL ANTI-SLIP RUBBER PAD KIT

CPRPKIT1-10	Optional Anti-Slip Rubber Pad Kit for GD5X125 ONLY (includes 10 anti-slip rubber pads)	.15 lbs. (.07 kg)
CPGLUE	1/2 oz Bottle of Checkers' Clear Super Glue (best if kept refrigerated). Use for permanent application of Anti-Slip Rubber Pads	.07 lbs. (.032 kg)



4-Way Cross

### ACCESSORIES

for Guard Dog® 5 Channel Protectors

**SEE PAGES 17, 22, 23, 24 & 25!**

#### SPECIFICATION DATA

Material..... Polyurethane (UV stabilized)  
Operating Temp..... -40°F to 120°F (-40°C to 48°C)  
Hinge Pin Material..... Reinforced fiberglass  
Safety Symbols..... Per ANSI Z535.3-1991

#### LOAD CAPACITY PER TIRE/AXLE

Channels	Max Load 70°F (21°C)
5	10,500 lbs./Tire (4,763 kg) 21,000 lbs./Axle (9,526 kg)



Safety Warning Symbols Molded into Lid



See Page 24 for ADA Compliant Accessories

*Nothing protects your cables like a Guard Dog!*



# GUARD DOG®


CABLE PROTECTORS

## HEAVY DUTY 3 CHANNEL SYSTEMS

### Guard Dog is the global leader in quality, design, and value!

GUARD DOG® Heavy Duty 3 Channel Cable Protectors are the fast and easy way to protect valuable electrical cables and hose lines from damage and abuse while providing a method of safe crossing for constant vehicle and pedestrian traffic. Each cable/hose line is separated and organized in its own protective channel to ensure safety. Ideal for use in amusement parks, entertainment venues, sporting events, and in most public, commercial, industrial, construction, and utility applications.

Protects cable and hose lines up to 2.25 in. outside diameter

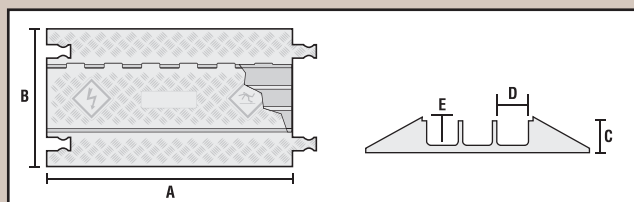


Also available with  
• Black lid/black ramps

### GUARD DOG® 3 CHANNEL PROTECTORS WITH DOG BONE CONNECTORS

MODEL	DESCRIPTION	A LENGTH	B WIDTH	C HEIGHT	D-CHANNEL WIDTH	E-CHANNEL HEIGHT	WEIGHT
GD3X225	3-Channel Protector	36 in. (914.4 mm)	20 in. (510 mm)	3 in. (76.5 mm)	2.25 in. (58.0 mm)	2.25 in. (58.0 mm)	30.0 lbs. (13.6 kg)

Protector Color: O/B = Orange Lid with Black Ramps • B/B = Black Lid with Black Ramps



- Heavy duty Dog Bone connectors to extend to any desired length
- Hinged lid for easy cable placement
- Safety warning symbols molded into lid
- Carrying handle recessed underneath
- Patented 5-bar tread surface for maximum traction



#### SPECIFICATION DATA

Material..... Polyurethane (UV stabilized)  
Operating Temp..... -40°F to 120°F (-40°C to 48°C)  
Hinge Pin Material..... Reinforced fiberglass  
Safety Symbols..... Per ANSI Z535.3-1991

#### LOAD CAPACITY PER TIRE/AXLE

Channels	Max Load 70°F (21°C)
3	14,210 lbs./Tire (6,446 kg) 28,420 lbs./Axle (12,892 kg)



Safety Warning Symbols Molded into Lid



See Page 24 for ADA Compliant Ramps

#### ACCESSORIES

for Guard Dog® 3 Channel

SEE PAGE 24



# GUARD DOG®


CABLE PROTECTORS

## HEAVY DUTY FLAT EDGE 5 CHANNEL PROTECTORS

GUARD DOG® Flat Edge protectors fit flush to walls, stages, curbs, or any vertical wall to eliminate possible trip and fall hazards. Provides an easy way to protect valuable electrical cables and hose lines from damage while providing a method of safe crossing for vehicle and pedestrian traffic. Ideal for use in amusement parks, entertainment venues, sporting events, and in most public, commercial, industrial, construction, and utility applications. Use in conjunction with SIDE-KICK™ Expanders to add 5 additional channels of protection.

Compatible with GUARD DOG® End Caps, Turns, 4-Way Cross, and CROSS-GUARD® ADA Compliant Ramps.

Protects cable and hose lines up to 1.3 in. outside diameter



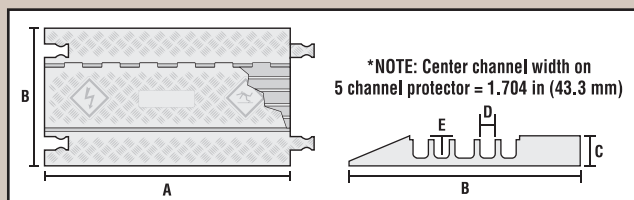
FLAT EDGE

Also available with  
• Black lid/black ramps

### GUARD DOG® FLAT EDGE 5 CHANNEL PROTECTORS WITH DOG BONE CONNECTORS

MODEL	DESCRIPTION	A LENGTH	B WIDTH	C HEIGHT	D-CHANNEL WIDTH*	E-CHANNEL HEIGHT	WEIGHT
GDFE5X125	5-Channel Protector with Flat Edge	36 in. (914.4 mm)	19.75 in. (501.7 mm)	1.875 in. (47.6 mm)	1.339 in. (34.0 mm)	1.325 in. (33.65 mm)	26.1 lbs. (11.9 kg)

Protector Color: O/B = Orange Lid with Black Ramps • B/B = Black Lid with Black Ramps



\*NOTE: Center channel width on 5 channel protector = 1.704 in (43.3 mm)

- Flat edge fits tight against walls
- Hinged lid for easy cable placement
- Safety warning symbols molded into lid
- Heavy duty "Dog Bone" connectors
- Carrying handle recessed underneath

#### SPECIFICATION DATA

Material..... Polyurethane (UV stabilized)  
Operating Temp..... -40°F to 120°F (-40°C to 48°C)  
Hinge Pin Material..... Reinforced fiberglass  
Safety Symbols..... Per ANSI Z535.3-1991

#### LOAD CAPACITY PER TIRE/AXLE

Channels	Max Load 70°F (21°C)
5	10,500 lbs./Tire (4,763 kg) 21,000 lbs./Axle (9,526 kg)



Safety Warning Symbols Molded into Lid



See Page 24 for ADA Compliant Ramps

#### ACCESSORIES

for Guard Dog® Flat Edge

SEE PAGES 17, 23, & 24!



CABLE PROTECTION

Lewden Cable Protection • Argall Avenue, London, E10 7QD • T: 020 8539 0237 • E: sales@lewden.co.uk • www.lewden.com





# GUARD DOG®

LOW PROFILE PROTECTORS

## HEAVY DUTY LOW PROFILE 1, 2, 3, AND 5 CHANNEL CABLE PROTECTORS

The widest variety of low profile, top-loading cable protectors in the industry!



Heavy duty GUARD DOG® Low Profile Cable Protectors are the most compact, top-loading cable protectors on the market. They provide a safe and easy crossing for vehicle and pedestrian traffic and are perfect for valuable electrical and delicate multi-media electronic cables. These low profile protectors with Dog-Bone connectors are available with standard ramps or with low angle ADA Compliant ramps. Multi-channel models allow cable/hose lines to be separated in their own protective channels while the low angle ramps allow effortless crossing. Ideal for stage, studio, and broadcast applications.

- Available with or without ADA Compliant ramps
- 1, 2, 3, or 5 channel options
- Low profile design reduces trip hazards
- Hinged lid for easy cable placement
- Increase traction with optional VELCRO® Brand Fasteners for carpet and/or anti-slip rubber pads for smooth surfaces (for Standard Ramp models only)
- Polyurethane construction
- High load-bearing capacity
- Modular interlocking design is easy to setup, disassemble and store

**CUSTOM CHANNEL SIZES AVAILABLE!**

### LOW PROFILE 1 CHANNEL OPTIONS

Only 1.25" high with .75" channel height!





### GUARD DOG® LOW PROFILE 1 CHANNEL CABLE PROTECTORS

MODEL	DESCRIPTION	A-LENGTH	B-WIDTH	C-HEIGHT	D-CHANNEL WIDTH	E-CHANNEL HEIGHT	WEIGHT	END VIEW
GD1X75-ST	1 Channel Protector with Standard Ramps	36 in. (914.4 mm)	10.81 in. (274.6 mm)	1.25 in. (31.8 mm)	2.25 in. (57.2 mm)	.75 in. (19 mm)	7.8 lbs. (3.54 kg)	 <b>1 CHANNEL</b>
GD1X75	1 Channel Protector with ADA Ramps	36 in. (914.4 mm)	27.25 in. (692.2 mm)	1.25 in. (31.8 mm)	2.25 in. (57.2 mm)	.75 in. (19 mm)	21.1 lbs. (9.55 kg)	
<b>*NOTE:</b> For added traction, add an Anti-Slip Rubber Pad Kit for use on smooth surfaces and/or an optional Carpet Kit with VELCRO® Brand Fasteners for use on carpet (traction kits are for Guard Dog Low Profile Protectors with Standard Ramps ONLY). For details, see bottom of this page.								See page 15 for Top View illustrations
Protector Color: O/B = Orange Lid with Black Ramps • B/B = Black Lid with Black Ramps • O/BLU = Orange Lid with Blue Ramps (on ADA Ramp Models ONLY)								

### LOW PROFILE 2 CHANNEL OPTIONS

Only 1.25" high with .75" channel height!



### GUARD DOG® LOW PROFILE 2 CHANNEL CABLE PROTECTORS

MODEL	DESCRIPTION	A-LENGTH	B-WIDTH	C-HEIGHT	D-CHANNEL WIDTH	E-CHANNEL HEIGHT	WEIGHT	END VIEW
GD2X75-ST	2 Channel Protector with Standard Ramps	36 in. (914.4 mm)	11.94 in. (303.3 mm)	1.25 in. (31.8 mm)	1.5 in. (38 mm)	.75 in. (19 mm)	9.05 lbs. (4.1 kg)	 <b>2 CHANNEL</b>
GD2X75	2 Channel Protector with ADA Ramps	36 in. (914.4 mm)	28.38 in. (720.9 mm)	1.25 in. (31.8 mm)	1.5 in. (38 mm)	.75 in. (19 mm)	22.85 lbs. (10.36 kg)	
<b>*NOTE:</b> For added traction, add an Anti-Slip Rubber Pad Kit for use on smooth surfaces and/or an optional Carpet Kit with VELCRO® Brand Fasteners for use on carpet (traction kits are for Guard Dog Low Profile Protectors with Standard Ramps ONLY). For details, see bottom of this page.								See page 15 for Top View illustrations
Protector Color: O/B = Orange Lid with Black Ramps • B/B = Black Lid with Black Ramps • O/BLU = Orange Lid with Blue Ramps (on ADA Ramp Models ONLY)								

Made in USA

### ACCESSORIES ANTI-SLIP TRACTION KITS FOR STANDARD RAMP MODELS

#### GUARD DOG® LOW PROFILE TRACTION KITS Works with ALL Guard Dog Low Profile Protectors with Standard Ramps

CPRPKIT.75-20	Optional Anti-Slip Rubber Pad Kit for all Guard Dog Low Profile Protectors WITH Standard Ramps (includes 20 anti-slip rubber pads)	.11 lbs. (.05 kg)
CPGLUE	1/2 oz Bottle of Checkers' Clear Super Glue (best if kept refrigerated). Use for permanent application of Anti-Slip Rubber Pads	.07 lbs. (.032 kg)
CPCARPETKIT-3	Optional Carpet Kit with VELCRO® Brand Fasteners for all Guard Dog Low Profile Protectors WITH Standard Ramps (includes two 37" x .25" Black Traction Strips and a 1/2 oz Bottle of Checkers' Clear Super Glue (CPGLUE)	.09 lbs. (.041 kg)



Protector with Rubber Pads and VELCRO® Strips





# GUARD DOG®

LOW PROFILE PROTECTORS



## HEAVY DUTY LOW PROFILE 1, 2, 3, AND 5 CHANNEL CABLE PROTECTORS

### LOW PROFILE 3 CHANNEL OPTIONS

Only 1.25" high with .75" channel height!




Carrying handle  
recessed underneath



### GUARD DOG® LOW PROFILE 3 CHANNEL CABLE PROTECTORS

\*Note: Center channel on 3 channel protectors is 2 in. wide (50.8 mm)



MODEL	DESCRIPTION	A-LENGTH	B-WIDTH	C-HEIGHT	D-CHANNEL WIDTH*	E-CHANNEL HEIGHT	WEIGHT	END VIEW
GD3X75-ST	3 Channel Protector with Standard Ramps	36 in. (914.4 mm)	13.8 in. (350.7 mm)	1.25 in. (31.8 mm)	1.25 in. (31.8 mm)	.75 in. (19 mm)	12.2 lbs. (5.53 kg)	<div>3 CHANNEL</div>  <div>See Top View illustrations below</div>
GD3X75	3 Channel Protector with ADA Ramps	36 in. (914.4 mm)	30.3 in. (769.8 mm)	1.25 in. (31.8 mm)	1.25 in. (31.8 mm)	.75 in. (19 mm)	23.4 lbs. (10.61 kg)	
<div><div>*NOTE:</div><div>For added traction, add an Anti-Slip Rubber Pad Kit for use on smooth surfaces and/or an optional Carpet Kit with VELCRO® Brand Fasteners for use on carpet (traction kits are for Guard Dog Low Profile Protectors with Standard Ramps ONLY). For details, see bottom of Page 14.</div></div>								
Protector Color: O/B = Orange Lid with Black Ramps • B/B = Black Lid with Black Ramps • O/BLU = Orange Lid with Blue Ramps (on ADA Ramp Models ONLY)								

### LOW PROFILE 5 CHANNEL OPTIONS

Only 1.25" high with .75" channel height!




Carrying handle  
recessed underneath



### GUARD DOG® LOW PROFILE 5 CHANNEL CABLE PROTECTORS

\*Note: Center channel on 5 channel protectors is 1.58 in. wide (40.1 mm)

MODEL	DESCRIPTION	A-LENGTH	B-WIDTH	C-HEIGHT	D-CHANNEL WIDTH*	E-CHANNEL HEIGHT	WEIGHT	END VIEW
GD5X75-ST	5 Channel Protector with Standard Ramps	36 in. (914.4 mm)	16.9 in. (430 mm)	1.25 in. (31.8 mm)	1.28 in. (32.5 mm)	.75 in. (19 mm)	14.75 lbs. (6.69 kg)	<div>5 CHANNEL</div>  <div>See Top View illustrations below</div>
GD5X75	5 Channel Protector with ADA Ramps	36 in. (914.4 mm)	33.3 in. (846 mm)	1.25 in. (31.8 mm)	1.28 in. (32.5 mm)	.75 in. (19 mm)	24.5 lbs. (11.11 kg)	
<div><div>*NOTE:</div><div>For added traction, add an Anti-Slip Rubber Pad Kit for use on smooth surfaces and/or an optional Carpet Kit with VELCRO® Brand Fasteners for use on carpet (traction kits are for Guard Dog Low Profile Protectors with Standard Ramps ONLY). For details, see bottom of Page 14.</div></div>								
Protector Color: O/B = Orange Lid with Black Ramps • B/B = Black Lid with Black Ramps • O/BLU = Orange Lid with Blue Ramps (on ADA Ramp Models ONLY)								

### SPECIFICATIONS FOR GUARD DOG HEAVY DUTY LOW PROFILE 1, 2, 3, AND 5 CHANNEL CABLE PROTECTORS

#### SPECIFICATION DATA

Material..... Polyurethane (UV stabilized)  
Operating Temp..... -40°F to 120°F (-40°C to 48°C)  
Hinge Pin Material..... Reinforced fiberglass  
Safety Symbols..... Per ANSI Z535.3-1991

#### LOAD CAPACITY PER TIRE/AXLE

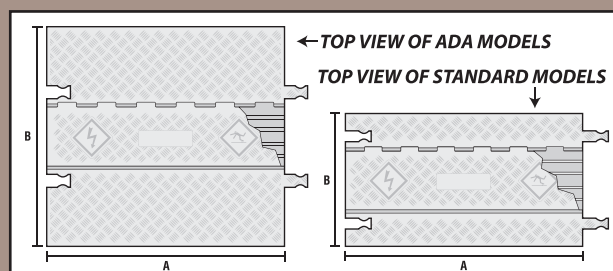
Channels	Max Load 70° F (21° C)	
1 Standard....	13,000 lbs./Tire (5,896 kg)	26,000 lbs./Axle (11,792 kg)
1 ADA.....	23,000 lbs./Tire (10,432 kg)	46,000 lbs./Axle (20,864 kg)
2 Standard....	13,000 lbs./Tire (5,896 kg)	26,000 lbs./Axle (11,792 kg)
2 ADA.....	23,000 lbs./Tire (10,432 kg)	46,000 lbs./Axle (20,864 kg)
3 Standard....	17,000 lbs./Tire (7,711 kg)	34,000 lbs./Axle (15,422 kg)
3 ADA.....	27,000 lbs./Tire (12,246 kg)	54,000 lbs./Axle (24,492 kg)
5 Standard....	24,000 lbs./Tire (10,886 kg)	48,000 lbs./Axle (21,772 kg)
5 ADA.....	34,000 lbs./Tire (15,422 kg)	68,000 lbs./Axle (30,844 kg)



Safety Warning  
Symbols Molded  
into Lid



The widest variety of low profile, top-loading cable protectors in the industry!



#### ADDITIONAL FEATURES

- Heavy duty "Dog-Bone" connectors to extend to any desired length
- Safety warning symbols molded into lid
- Universal and distinctive safety colors for high visibility
- Non-conductive - no metal parts



CABLE PROTECTION

Lewden Cable Protection • Argall Avenue, London, E10 7QD • T: 020 8539 0237 • E: sales@lewden.co.uk • www.lewden.com



# GUARD DOG®

DROP OVER PROTECTORS


## HEAVY DUTY DROP OVER 3 CHANNEL CABLE PROTECTORS

### Guard Dog is the global leader in quality, design, and value!

Protect pipes, conduit, cable and hose lines that are permanently installed or mounted to the ground or floor by positioning the GUARD DOG® 3 Channel Drop Over over the area to be protected. Drop Overs protect from above but do not prevent abrasion from below and should be used on a flat surface only. Ideal for providing a safe crossing for vehicles and pedestrian traffic in public, commercial and industrial applications. This 3-Channel Drop Over System features two extra wide channels to accommodate various quantities and sizes of lines. These lightweight, 18" length Drop Overs are easy to store in service/utility trucks and use when needed.

*Nothing protects your cables like a Guard Dog!*

Available in Orange or Black




Protects pipe, cable and hose lines  
up to 1.56 in. outside diameter

**NOTE:** Drop over protectors do not prevent abrasion to cables from below and should be used on flat surfaces only.

### FEATURES

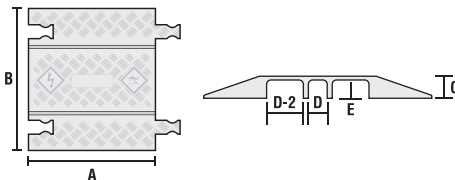
- All weather polyurethane construction
- Features heavy duty Dog-Bone connectors to extend to any desired length
- Safety warning symbols molded into protector
- Patented 5-bar tread surface
- High load-bearing capacity
- Connect alternating colors to enhance visual warning
- Satisfies state and federal regulatory agencies
- Modular interlocking design is easy to setup, disassemble, and store



Connect alternating  
colors to enhance  
visual warning

### GUARD DOG® 3 CHANNEL DROP OVER WITH DOG BONE CONNECTORS

MODEL	DESCRIPTION	A LENGTH	B WIDTH	C HEIGHT	D-CHAN. WIDTH	E-CHAN. HEIGHT	WEIGHT
GD3-DO	3-Channel Drop Over Protector	18 in. (457.2 mm)	19.75 in. (503.6 mm)	1.87 in. (47.6 mm)	D-2: 3.20 in. (81.6 mm) D: 1.65 in. (42.1 mm)	1.56 in. (39.8 mm)	9.7 lbs. (4.41 kg)



GUARD DOG® Drop Overs interconnect with GUARD DOG® 5 Channel protectors and accessories and are also compatible with CROSS-GUARD® ADA Ramps (see page 24).

Please specify color after Model #: O = Orange; B = Black

#### SPECIFICATION DATA

Material..... Polyurethane (UV stabilized)  
Operating Temp..... -40°F to 120°F (-40°C to 48°C)  
Safety Symbols..... Per ANSI Z535.3-1991

#### LOAD CAPACITY PER TIRE/AXLE

Channels    Max Load 70°F (21°C)  
3 ..... 10,500 lbs./Tire (4,763 kg)  
             21,000 lbs./Axle (9,526 kg)



Safety Warning  
Symbols Molded  
into Lid



See Page 24 for ADA  
Compliant Ramps

### ACCESSORIES

for Guard Dog® 3 Channel Drop Over

**SEE PAGE 24!**



Protects hose lines up to 1.56 in. outside diameter



Protects pipes up to 1.56 in. outside diameter



Protects cables up to 1.56 in. outside diameter



## FOR CABLE PROTECTORS (ACCESSORY)

### Cable Protector Expanders for GUARD DOG® 5 Channel Cable Protectors

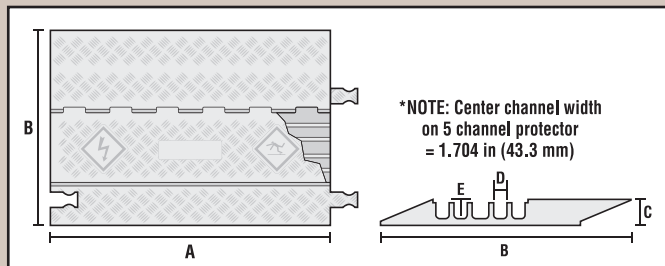
The SIDE-KICK™ system for GUARD DOG® is designed to allow the user to create an expandable cable protection system with an unlimited number of protective channels of any length. Whether you have 10 cables or 100 cables, SIDE-KICK™ is the ideal solution. Add as many SIDE-KICKS™ as necessary to build the perfect cable protection system to satisfy your requirements.

Each SIDE-KICK™ Expander features 5 additional channels and can be attached either parallel to a GUARD DOG® cable protector or another SIDE-KICK™ to add an additional 5 channels of protection. The bottom slanted edge of SIDE-KICK™ attaches securely to the top ramp surface GUARD DOG® or opposing ramp of itself.

No other systems offers the versatility of GUARD DOG® with SIDE-KICK™ Expanders. This entire system interconnects side to side and end to end, creating the most stable expandable system on the market.

### SIDE-KICK™ SLANTED EDGE 5 CHANNEL EXPANDER WITH DOG BONE CONNECTORS

MODEL	DESCRIPTION	A LENGTH	B WIDTH	C HEIGHT	D-CHANNEL WIDTH*	E-CHAN. HEIGHT	WEIGHT
SKSEGD5X125	5-Channel Expander with Slanted Edge for Guard Dog 5-Channel Protectors (Includes 2 Connectors)	36 in. (914.4 mm)	24.38 in. (619.3 mm)	1.875 in. (47.6 mm)	1.339 in. (34.0 mm)	1.325 in. (33.65 mm)	29.4 lbs. (13.4 kg)
Protector Color: O/B = Orange Lid with Black Ramps • B/B = Black Lid with Black Ramps							



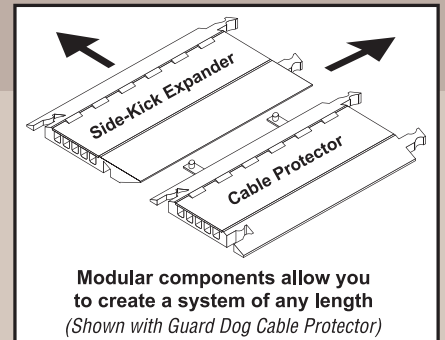
- Heavy duty load capacity
- Unlimited channel expansion
- Attach Side-Kicks™ with patented connector system
- Protect an unlimited number of cables or hose lines
- Each Side-Kick™ provides an additional 5 channels of protection
- Compatible with Guard Dog® Heavy Duty End Caps, Turns, and 4-Way Cross
- Compatible with Cross-Guard® ADA Compliant Ramps

SIDE-KICK™ Expanders interconnect with GUARD DOG® 5 Channel protectors and accessories and are also compatible with CROSS-GUARD® ADA Ramps (see page 24).

SPECIFICATION DATA		LOAD CAPACITY PER TIRE/AXLE			Safety Warning Symbols Molded into Lid	
Material.....	Polyurethane (UV stabilized)	Channels	Max Load 70°F (21°C)			
Operating Temp.....	-40°F to 120°F (-40°C to 48°C)	5	10,500 lbs./Tire (4,763 kg)			See Page 24 for ADA Compliant Ramps
Hinge Pin Material.....	Reinforced fiberglass		21,000 lbs./Axle (9,526 kg)			
Safety Symbols.....	Per ANSI, Z535.3-1991					

**ACCESSORIES**  
for Side-Kick® Slanted Edge Expanders

**SEE PAGE 24!**




U.S. PATENT No: 7,145,079

Protects cable and hose lines up to 1.3 in. outside diameter

Slanted edge fits against Guard Dog 5 channel cable protector ramps

See in-use photos below


Also available with:  
• Black lid/black ramps



1. Two Side-Kick™ slanted edge expanders (left) with one regular Guard Dog® cable protector (right)



2. Two Side-Kick™ slanted edge expanders (left) with one Guard Dog® flat edge protector (right) and end caps



3. Same configuration as photo 2 with Cross-Guard® ADA Compliant Ramps attached



## The best defense in cable protection!

LINEBACKER® Extra Heavy Duty Cable Protectors protect valuable electrical cables, cords and hose lines from damage and abuse while ensuring a method of safe passage for vehicles and pedestrian traffic. Ideal for heavy trucks and forklifts in industrial environments, such as construction sites, where extra heavy duty cable protection is required due to constant heavy truck and vehicle traffic.




### FEATURES

- All weather polyurethane construction
- Non-metallic protectors insulate cables/hose lines from human contact
- Satisfies state/federal regulatory agencies
- Multiple channels and sizes
- Hinged lid for easy cable placement
- Join left and right turn to create a jog
- Modular interlocking design is lightweight and easy to transport, setup, disassemble, and store

## EXTRA HEAVY DUTY 5 CHANNEL


- Heavy duty "T" connectors to extend to any desired length
- Hinged lid for easy cable placement
- Safety warning symbols molded into lid
- Carrying handle recessed underneath
- Patented 5-bar tread surface for maximum traction



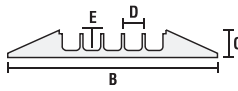
*Protects cable and hose lines up to 1.25 in. outside diameter*

### ACCESSORIES for Linebacker® HD 5 Channel

**SEE PAGES 22, 23, 24 & 25!**



## LINEBACKER® HD 5 CHANNEL PROTECTORS WITH "T" CONNECTORS


MODEL	DESCRIPTION	A-LENGTH	B-WIDTH	C-HEIGHT	D-CHANNEL WIDTH	E-CHANNEL HEIGHT	WEIGHT	END VIEW
CP5X125	5 Channel Protector	36 in. (914.4 mm)	20 in. (508 mm)	2.31 in. (57.2 mm)	1.25 in. (31.8 mm)	1.25 in. (31.8 mm)	25 lbs. (11.3 kg)	<div>5 CHANNEL</div> 
CPEC5X125 (Pair only)	5 Channel End Caps (female) (male)	7.5 in. (190.5 mm) 5.25 in. (133.4 mm)	20 in. (508 mm) 20 in. (508 mm)	2.31 in. (57.2 mm) 2.31 in. (57.2 mm)	1.25 in. (31.8 mm) 1.25 in. (31.8 mm)	1.25 in. (31.8 mm) 1.25 in. (31.8 mm)	3.5 lbs. (1.6 kg) 3.5 lbs. (1.6 kg)	
CPT5X125-R	5 Channel 45° Right Turn	25 in. (635 mm)	20 in. (508 mm)	2.31 in. (57.2 mm)	1.25 in. (31.8 mm)	1.25 in. (31.8 mm)	13 lbs. (5.9 kg)	
CPT5X125-L	5 Channel 45° Left Turn	25 in. (635 mm)	20 in. (508 mm)	2.31 in. (57.2 mm)	1.25 in. (31.8 mm)	1.25 in. (31.8 mm)	13 lbs. (5.9 kg)	
Protector Color: Y/O = Yellow Lid with Orange Ramps • End Cap Color: Orange • Turn Color: Y/O = Yellow Lid with Orange Ramps								

See page 19 for Top View illustrations

See page 19 for Top View illustrations

## EXTRA HEAVY DUTY 4 CHANNEL

- Heavy duty "T" connectors to extend to any desired length
- Hinged lid for easy cable placement
- Safety warning symbols molded into lid
- Carrying handle recessed underneath
- Patented 5-bar tread surface for maximum traction

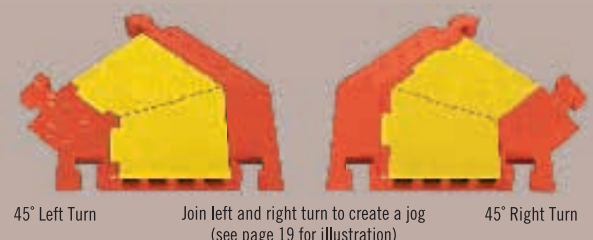


*Protects cable and hose lines up to 1.25 in. outside diameter*

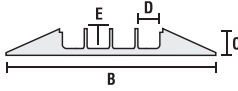
### ACCESSORIES for Linebacker® HD 4 Channel

**SEE PAGES 22, 23, 24 & 25!**

\*Note: One channel on these protectors is 1.54 in. wide (39.2 mm)



## LINEBACKER® HD 4 CHANNEL PROTECTORS WITH "T" CONNECTORS

MODEL	DESCRIPTION	A-LENGTH	B-WIDTH	C-HEIGHT	D-CHANNEL WIDTH	E-CHANNEL HEIGHT	WEIGHT	END VIEW
CP4X125	4 Channel Protector	36 in. (914.4 mm)	20 in. (508 mm)	2.31 in. (57.2 mm)	1.85 in. (47.1 mm)*	1.25 in. (31.8 mm)	26 lbs. (11.8 kg)	<div>4 CHANNEL</div> 
CPEC4X125 (Pair only)	4 Channel End Caps (female) (male)	7.5 in. (190.5 mm) 5.25 in. (133.4 mm)	20 in. (508 mm) 20 in. (508 mm)	2.31 in. (57.2 mm) 2.31 in. (57.2 mm)	1.85 in. (47.1 mm)* 1.85 in. (47.1 mm)*	1.25 in. (31.8 mm) 1.25 in. (31.8 mm)	3.5 lbs. (1.6 kg) 3.5 lbs. (1.6 kg)	
CPT4X125-R	4 Channel 45° Right Turn	25 in. (635 mm)	20 in. (508 mm)	2.31 in. (57.2 mm)	1.85 in. (47.1 mm)*	1.25 in. (31.8 mm)	13 lbs. (5.9 kg)	
CPT4X125-L	4 Channel 45° Left Turn	25 in. (635 mm)	20 in. (508 mm)	2.31 in. (57.2 mm)	1.85 in. (47.1 mm)*	1.25 in. (31.8 mm)	13 lbs. (5.9 kg)	
Protector Color: Y/O = Yellow Lid with Orange Ramps • End Cap Color: Orange • Turn Color: Y/O = Yellow Lid with Orange Ramps								
See page 19 for Top View illustrations								

See page 19 for Top View illustrations

## EXTRA HEAVY DUTY 3 CHANNEL

- Heavy duty "T" connectors to extend to any desired length
- Hinged lid for easy cable placement
- Safety warning symbols molded into lid
- Carrying handle recessed underneath
- Patented 5-bar tread surface for maximum traction

Protects cable and hose lines up to 2.25 in. outside diameter

**ACCESSORIES**  
for Linebacker® HD 3 Channel  
**SEE PAGES 22 & 24!**



End Caps



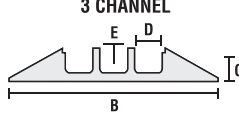
45° Left Turn



45° Right Turn

Join left and right turn to create a jog  
(see illustration below)


## LINEBACKER® HD 3 CHANNEL PROTECTORS WITH "T" CONNECTORS

MODEL	DESCRIPTION	A-LENGTH	B-WIDTH	C-HEIGHT	D-CHANNEL WIDTH	E-CHANNEL HEIGHT	WEIGHT	END VIEW
CP3X225	3 Channel Protector	36 in. (914.4 mm)	20 in. (508 mm)	3.05 in. (77.5 mm)	2.25 in. (57.2 mm)	2.25 in. (57.2 mm)	28 lbs. (12.7 kg)	<div><p><b>3 CHANNEL</b></p><p><b>B</b></p><p><b>E</b></p><p><b>D</b></p><p><b>Ic</b></p></div>
CPEC3X225 (Pair only)	3 Channel End Caps (female) (male)	8.25 in. (209.6 mm) 6.0 in. (152.4 mm)	20 in. (508 mm)	3.05 in. (77.5 mm)	2.25 in. (57.2 mm)	2.25 in. (57.2 mm)	4 lbs. (1.8 kg) 4 lbs. (1.8 kg)	
CPT3X225-R	3 Channel 45° Right Turn	25 in. (635 mm)	20 in. (508 mm)	3.05 in. (77.5 mm)	2.25 in. (57.2 mm)	2.25 in. (57.2 mm)	15 lbs. (6.8 kg)	
CPT3X225-L	3 Channel 45° Left Turn	25 in. (635 mm)	20 in. (508 mm)	3.05 in. (77.5 mm)	2.25 in. (57.2 mm)	2.25 in. (57.2 mm)	15 lbs. (6.8 kg)	
Protector Color: Y/O = Yellow Lid with Orange Ramps • End Cap Color: Orange • Turn Color: Y/O = Yellow Lid with Orange Ramps								
								See Top View illustrations below

## EXTRA HEAVY DUTY 2 CHANNEL

- Heavy duty "T" connectors to extend to any desired length
- Hinged lid for easy cable placement
- Safety warning symbols molded into lid
- Carrying handle recessed underneath
- Patented 5-bar tread surface for maximum traction

Protects cable and hose lines up to 3.25 in. outside diameter

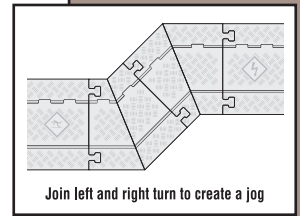
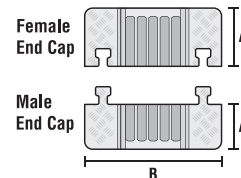

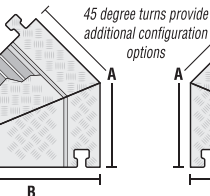
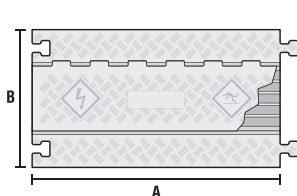


## LINEBACKER® HD 2 CHANNEL PROTECTORS WITH "T" CONNECTORS

MODEL	DESCRIPTION	A-LENGTH	B-WIDTH	C-HEIGHT	D-CHANNEL WIDTH	E-CHANNEL HEIGHT	WEIGHT	
CP2X325	2 Channel Protector	36 in. (914.4 mm)	22 in. (558.8 mm)	4.13 in. (101.6 mm)	3.25 in. (82.6 mm)	3.25 in. (82.6 mm)	33 lbs. (15.0 kg)	<p><b>2 CHANNEL</b></p> <p>See Top View illustration below</p>
Protector Color: Y/O = Yellow Lid with Orange Ramps								

## SPECIFICATIONS FOR LINEBACKER EXTRA HEAVY DUTY CABLE PROTECTORS

Illustrations shown here are for the 5 channel system components. The 4, 3, and 2 channel components look identical - they just have fewer channels with different sizes.



### SPECIFICATION DATA

Material..... Polyurethane (UV stabilized)  
Operating Temp..... -40°F to 120°F (-40°C to 48°C)  
Hinge Pin Material..... Reinforced fiberglass  
Safety Symbols..... Per ANSI Z535.3-1991

### LOAD CAPACITY PER TIRE/AXLE

Channels	Max Load 70°F (21°C)
5	20,150 lbs./Tire (9,140 kg) 40,300 lbs./Axle (18,280 kg)
4	20,150 lbs./Tire (9,140 kg) 40,300 lbs./Axle (18,280 kg)
3	14,210 lbs./Tire (6,446 kg) 28,420 lbs./Axle (12,892 kg)
2	10,880 lbs./Tire (4,935 kg) 21,760 lbs./Axle (9,870 kg)



Safety Warning  
Symbols Molded  
into Lid



See Page 24 for  
ADA Compliant Accessories



## The best defense in cable protection!

LINEBACKER® Heavy Duty General Purpose 5 Channel Cable Protectors protect valuable electrical cables, cords and hose lines from damage and abuse while ensuring a method of safe passage for vehicles and pedestrian traffic. Compact design is ideal for use in amusement parks, entertainment venues, sporting events, and in most public, commercial, industrial, construction, and utility applications.

### ACCESSORIES


for Linebacker® GP 5 Channel

**SEE PAGES 22, 23, 24 & 25!**


- Heavy duty "T" connectors to extend to any desired length
- Hinged lid for easy cable placement
- Safety warning symbols molded into lid
- Carrying handle recessed underneath
- Patented 5-bar tread surface for maximum traction
- Y Protector available



Protects cable and hose lines up to 1.3 in. outside diameter



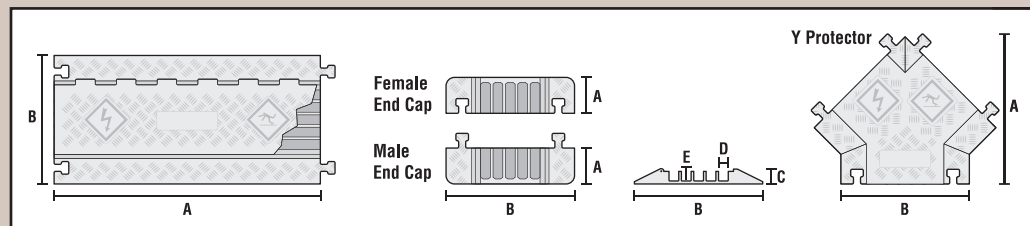
Also available with  
• Black lid/black ramps



## LINEBACKER® GP 5 CHANNEL PROTECTORS WITH "T" CONNECTORS

MODEL	DESCRIPTION	A-LENGTH	B-WIDTH	C-HEIGHT	D-CHANNEL WIDTH	E-CHANNEL HEIGHT	WEIGHT
CP5X125-GP	5 Channel Protector	36 in. (914.4 mm)	17.25 in. (438.2 mm)	1.95 in. (50 mm)	1.3 in. (33 mm)	1.3 in. (33 mm)	22 lbs. (10.0 kg)
CPEC5X125-GP (Pair only)	5 Channel End Caps (female)	4.75 in. (120.7 mm)	17.25 in. (438.2 mm)	1.95 in. (50 mm)	1.3 in. (33 mm)	1.3 in. (33 mm)	2.7 lbs. (1.2 kg)
	(male)	4.75 in. (120.7 mm)	17.25 in. (438.2 mm)	1.95 in. (50 mm)	1.3 in. (33 mm)	1.3 in. (33 mm)	2.7 lbs. (1.2 kg)
CPY5X125-GP	5 Channel "Y" Protector	19.75 in. (501.7 mm)	17.25 in. (438.2 mm)	1.95 in. (50 mm)	1.3 in. (33 mm)	1.3 in. (33 mm)	9.4 lbs. (4.3 kg)

Protector Color: O/Y = Orange Lid with Yellow Ramps • O/B = Orange Lid with Black Ramps • B/B = Black Lid with Black Ramps  
 End Cap Color: Orange • Y Protector Color: O/Y = Orange Lid with Yellow Ramps • O/B = Orange Lid with Black Ramps



### SPECIFICATION DATA

Material..... Polyurethane (UV stabilized)  
 Operating Temp..... -40°F to 120°F (-40°C to 48°C)  
 Hinge Pin Material..... Reinforced fiberglass  
 Safety Symbols..... Per ANSI Z535.3-1991

### LOAD CAPACITY PER TIRE/AXLE

Channels    Max Load 70° F (21° C)  
 5 ..... 10,500 lbs./Tire (4,763 kg)  
 ..... 21,000 lbs./Axle (9,526 kg)




Safety Warning  
 Symbols Molded  
 into Lid



See Page 24 for ADA  
 Compliant Accessories


"Y" Protector allows you to split  
 or join cable runs



Linebacker® GP 5 Channel protects cables up to 1.3 in. outside diameter



Y protector provides additional configuration options  
 (Shown without Friction-Fit Lid)



Linebacker® GP 5 Channel protects hose lines up to 1.3 in. outside diameter



## The best defense in cable protection!


LINEBACKER® Heavy Duty General Purpose Single Channel Systems protect valuable electrical cables, cords and hose lines from vehicle and foot traffic. Small, compact, low profile design allows for ease of storage and transport to job site. Popular with many utility, construction, and maintenance companies. Ideal for temporary re-routing of single cable and hose lines including fragile fiber optic telecommunications cable. Top-loading and drop over models available.

**ACCESSORIES**  
for Linebacker® GP 1 Channel  
**SEE PAGE 24**

### GENERAL PURPOSE 1.25 CHANNEL

*These models protect cable and hose lines up to 1.25 in. outside diameter*

- Heavy duty "T" connectors to extend to any desired length
- Safety warning symbols molded into protector
- Carrying handle recessed underneath
- Patented 5-bar tread surface



### LINEBACKER® GP 1 CHANNEL PROTECTORS WITH "T" CONNECTORS (1.25" Channel Size)

MODEL	DESCRIPTION	A-LENGTH	B-WIDTH	C-HEIGHT	D-CHANNEL WIDTH	WEIGHT
CP1X125-GP	1 Channel Protector - Open Top	36 in. (914.4 mm)	11.5 in. (292.1 mm)	1.6 in. (40.6 mm)	1.25 in. (31.8 mm)	13 lbs. (5.9 kg)
CP1X125-GP-DO	1 Channel Protector - Drop Over	36 in. (914.4 mm)	11.5 in. (292.1 mm)	1.6 in. (40.6 mm)	1.25 in. (31.8 mm)	13 lbs. (5.9 kg)

Protector Color: O = Orange • B = Black


**NOTE:** Drop over protectors do not prevent abrasion to cable from below.



### GENERAL PURPOSE 2.25 CHANNEL

*These models protect cable and hose lines up to 2.25 in. outside diameter*

- Heavy duty "T" connectors to extend to any desired length
- Safety warning symbols molded into protector
- Carrying handle recessed underneath
- Patented 5-bar tread surface

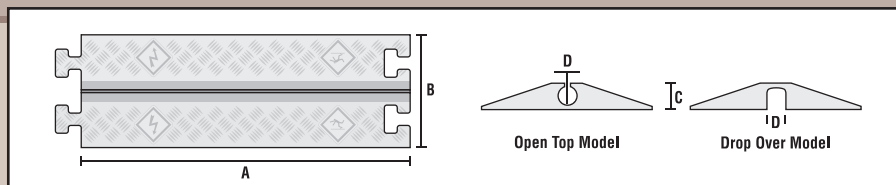


### LINEBACKER® GP 1 CHANNEL PROTECTORS WITH "T" CONNECTORS (2.25" Channel Size)

MODEL	DESCRIPTION	A-LENGTH	B-WIDTH	C-HEIGHT	D-CHANNEL WIDTH	WEIGHT
CP1X225-GP	1 Channel Protector - Open Top	36 in. (914.4 mm)	14.25 in. (361.9 mm)	3 in. (76.2 mm)	2.25 in. (57.2 mm)	19 lbs. (8.6 kg)
CP1X225-GP-DO	1 Channel Protector - Drop Over	36 in. (914.4 mm)	14.25 in. (361.9 mm)	3 in. (76.2 mm)	2.25 in. (57.2 mm)	19 lbs. (8.6 kg)

Protector Color: O = Orange • B = Black

**NOTE:** Drop over protectors do not prevent abrasion to cable from below.



#### SPECIFICATION DATA

Material..... Polyurethane (UV stabilized)  
Operating Temp..... -40°F to 120°F (-40°C to 48°C)  
Safety Symbols..... Per ANSI Z535.3-1991

#### LOAD CAPACITY PER TIRE/AXLE

Channels	Max Load 70°F (21°C)
1.25" .....	11,700 lbs./Tire (5,307 kg) 23,400 lbs./Axle (10,614 kg)
2.25" .....	8,500 lbs./Tire (3,856 kg) 17,000 lbs./Axle (7,712 kg)



Safety Warning  
Symbols Molded  
into Lid



See Page 24 for ADA  
Compliant Accessories

- Open Top or Drop Over models available
- Heavy duty "T" connectors to extend to any desired length
- Safety warning symbols molded into top of protector
- Carrying handle recessed underneath
- Patented 5-bar tread surface for maximum traction
- ADA Accessories available

RAMP-RUNNER<sup>TM</sup> Standard and Heavy Duty four wheel carts allow one person to easily transport or store multiple GUARD DOG<sup>®</sup> Cable Protectors, LINEBACKER<sup>®</sup> Cable Protectors, or CROSS-GUARD<sup>®</sup> ADA Compliant Ramps at one time. RAMP-RUNNER<sup>TM</sup> carts are constructed of rugged, tubular steel with a durable powder-coat paint finish and are very easy to maneuver.

- Easy and convenient way to transport or store multiple cable protectors or ADA ramps
- Rugged, tubular steel frame construction
- Durable powder-coat paint finish
- Standard and Heavy Duty models available

## 4 WHEEL STANDARD CART WITH FRONT WHEEL LOCKS

MODEL	DESCRIPTION	A LENGTH	B WIDTH	C HEIGHT	WEIGHT
CT4W-ST	Four Wheel Standard Cart with Front Wheel Locks for transporting or storing: CP5X125 (7 per cart) CP4X125 (7 per cart) CP3X225 (6 per cart) CP5X125-GP (10 per cart) GD5X125 (10 per cart)	32 in. (812.8 mm)	19 in. (482.6 mm)	42 in. (1066.8 mm)	26 lbs. (11.8 kg)

- Two each 8" solid rubber rear wheels
- Two each 3" molded-on rubber, swivelling front casters with wheel locks
- Transport or store up to 10 cable protectors



## 4 WHEEL HEAVY DUTY CART WITH HANDBRAKE

MODEL	DESCRIPTION	A LENGTH	B WIDTH	C HEIGHT	WEIGHT
CT4W-HB	Four Wheel Cart with Handbrake in back for transporting or storing: CP5X125 (7 per cart) CP4X125 (7 per cart) CP3X225 (6 per cart) CP5X125-GP (10 per cart) GD5X125 (10 per cart) GD5X75 (16 per cart)	28 in. (711.2 mm)	13.5 in. (342.9 mm)	44 in. (1117.6 mm)	59 lbs. (26.8 kg)

- Two each 10" full pneumatic rear wheels with ball bearings
- Two each 6" molded-on rubber, swivelling front wheels with ball bearings
- Handbrake included
- Transport or store up to 9 pairs of Cross-Guard ADA compliant ramps with use of ADA Rail System accessory (shown below)

*Carts speed up installations and provide safe, organized storage!*



## RAMP-RUNNER<sup>TM</sup> ACCESSORIES

FOR CONVERTING 4 WHEEL HEAVY DUTY CART TO TRANSPORT ADA RAMPS

MODEL	DESCRIPTION	LENGTH	WIDTH	HEIGHT	WEIGHT
CTRPADAPT	Retractable Rail System converts 4 wheel carts for transporting and storing CPRP-4/5, CPRP-5GP, and CPRP-5GD ADA Ramps (will fit 18 each or 9 pairs)	25 in. (635 mm)	13.75 in. (349.3 mm)	2 in. (50.8 mm)	10 lbs. (4.6 kg)
CTBOX13.5X7X10	Removable storage box for holding connectors for attaching Cross-Guard ADA Ramps to cable protectors (will fit 36 connectors)	13.5 in. (342.9 mm)	7 in. (177.8 mm)	10 in. (254 mm)	10 lbs. (4.6 kg)

**Retractable Rail System** enables easy conversion of 4 wheel cable protector cart to a Cross-Guard ADA Ramp transport cart. Bolt-on rail assembly conveniently folds down for transporting ADA Ramps and then folds up to storage position when not in use. Transport or store up to 9 pairs of Cross-Guard ADA Compliant Ramps.

**Removable Storage Box** stores and transports 36 each ADA Ramp Connectors when used in conjunction with the ADA Rail System option.



*Carts are designed to prevent cable protectors from shifting during transport.*



### FOR CABLE PROTECTORS (ACCESSORY)

#### Bridges for specific GUARD DOG® and LINEBACKER® models

CROSS-LINK® Protector Bridges are designed to utilize the space between multiple parallel cable protector runs. These bridges provide additional cable channels while providing a continuous, level crossing surface for vehicle and pedestrian traffic.

*The first expandable cable protector system to accommodate an unlimited number of channels!*

U.S. PATENT No: 6,747,212

MODEL	DESCRIPTION	COLOR	A LENGTH	B WIDTH	C HEIGHT	D-CHAN. WIDTH	E-CHAN. HEIGHT	WEIGHT
-------	-------------	-------	-------------	------------	-------------	------------------	-------------------	--------

#### BRIDGE FOR LINEBACKER HD 4 AND 5 CHANNEL

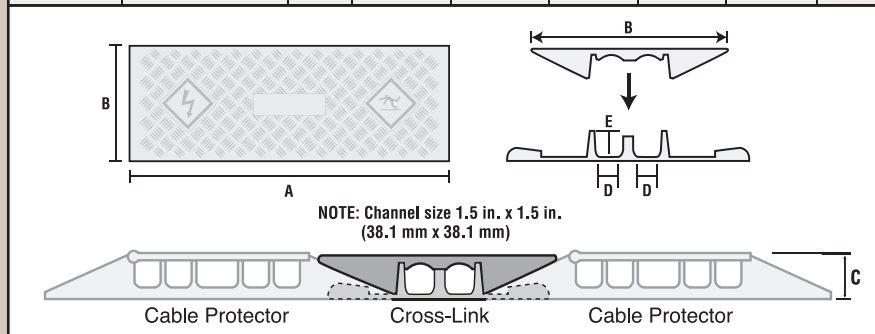
CL2X150-4/5	Bridge for Linebacker CP5X125 or CP4X125	Orange	36 in. (914.4 mm)	14 in. (355.6 mm)	2.125 in. (53.0 mm)	1.5 in. (38.1 mm)	1.5 in. (38.1 mm)	18 lbs. (8.2 kg)
-------------	--	--------	----------------------	----------------------	------------------------	----------------------	----------------------	---------------------

#### BRIDGE FOR LINEBACKER GP 5 CHANNEL

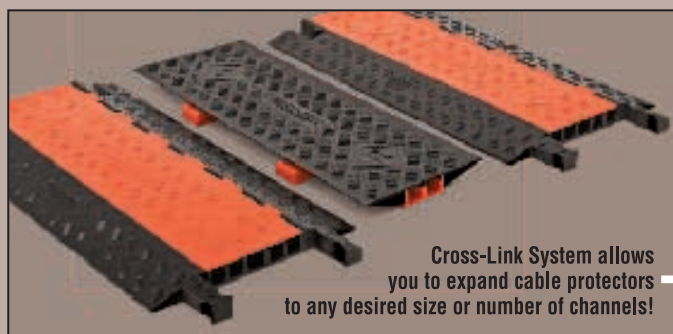

CL2X150-5GP	Bridge for Linebacker CP5X125-GP	Orange	36 in. (914.4 mm)	12.5 in. (317.5 mm)	1.875 in. (47.6 mm)	1.5 in. (38.1 mm)	1.5 in. (38.1 mm)	14 lbs. (6.4 kg)
-------------	----------------------------------	--------	----------------------	------------------------	------------------------	----------------------	----------------------	---------------------

#### BRIDGE FOR GUARD DOG 5 CHANNEL


CL2X150-5GD	Bridge for Guard Dog GD5X125	Orange or Black	36 in. (914.4 mm)	13 in. (330.2 mm)	2.0 in. (50.8 mm)	1.5 in. (38.1 mm)	1.5 in. (38.1 mm)	16 lbs. (7.3 kg)
-------------	------------------------------	-----------------	----------------------	----------------------	----------------------	----------------------	----------------------	---------------------



SPECIFICATION DATA	LOAD CAPACITY PER TIRE/AXLE	
Material..... Polyurethane (UV stabilized)	Channels..... Max Load 70°F (21°C)	Safety Warning Symbols Molded into Protector
Operating Temp..... -40°F to 120°F (-40°C to 48°C)	2..... 10,500 lbs./Tire (4,763 kg)	
Safety Symbols..... Per ANSI Z535.3-1991	21,000 lbs./Axle (9,526 kg)	



Cross-Link® unassembled between two Guard Dog® 5 Channel Cable Protectors



Cross-Link® assembled between two Guard Dog® 5 Channel Cable Protectors



Cross-Link® with Linebacker® HD 5 Channel Cable Protectors



Cross-Link® with Guard Dog® 5 Channel Cable Protectors with End Caps and Cross-Guard® ADA Ramps



## For specific GUARD DOG® and LINEBACKER® models

CROSS-GUARD® ADA Compliant Ramps and Rails feature a gentle slope, slip-resistant ramps, and a heavy duty rating to provide a safe crossing point for wheelchairs and vehicles with small wheels, carts, forklifts, and heavy trucks. Can also be used in conjunction with CROSS-LINK® Protector Bridges.



### ADA Ramps & Rails for GUARD DOG®

### ADA COMPLIANT

MODEL	DESCRIPTION	COLOR	A LENGTH	B WIDTH	C HEIGHT	WEIGHT
<b>ADA RAMPS &amp; RAILS FOR GUARD DOG 5 CHANNEL</b>						
CPRP-5GD (Pair)	ADA Ramps for Guard Dog GD5X125 (2 Ramps and 4 Connectors)	Blue or Black	36 in. (914.4 mm)	21.88 in. (555.75 mm)	2 in. (50.8 mm)	40 lbs. (18.1 kg)
CPRL-5GD (Each)	ADA Rail for Guard Dog CPRP-5GD	Yellow or Orange	2 in. (50.8 mm)	55.5 in. (1409.7 mm)	2 in. (50.8 mm)	12.75 lbs. (5.8 kg)

### ADA RAMPS FOR GUARD DOG 3 CHANNEL

CPRP-3GD (Pair)	ADA Ramps for Guard Dog GD3X225 (2 Ramps and 4 Connectors)	Blue or Black	36 in. (914.4 mm)	34.81 in. (884.2 mm)	2.88 in. (73.2 mm)	66 lbs. (30.0 kg)
--------------------	---	------------------	----------------------	-------------------------	-----------------------	----------------------

### ADA RAMPS & RAILS FOR GUARD DOG 3 CHANNEL DROP OVER

CPRP-3GD-DO (Pair)	ADA Ramps for Guard Dog GD3-DO (2 Ramps and 4 Connectors)	Blue or Black	36 in. (914.4 mm)	21.88 in. (555.75 mm)	2 in. (50.8 mm)	40 lbs. (18.1 kg)
CPRL-3GD-DO (Each)	ADA Rail for Guard Dog CPRP-3GD-DO	Yellow or Orange	2 in. (50.8 mm)	54 in. (1371.6 mm)	2 in. (50.8 mm)	12.7 lbs. (5.8 kg)

### ADA Ramps & Rails for LINEBACKER®

MODEL	DESCRIPTION	COLOR	A LENGTH	B WIDTH	C HEIGHT	WEIGHT
<b>ADA RAMPS &amp; RAILS FOR LINEBACKER HD 4 AND 5 CHANNEL</b>						
CPRP-4/5 (Pair)	ADA Ramps for Linebacker CP5X125 and CP4X125 (2 Ramps and 4 Connectors)	Blue or Black	36 in. (914.4 mm)	21.88 in. (555.75 mm)	2 in. (50.8 mm)	40 lbs. (18.1 kg)
CPRL-4/5 (Each)	ADA Rail for Linebacker CPRP-4/5	Yellow or Orange	1.5 in. (38.1 mm)	55.5 in. (1409.7 mm)	2 in. (50.8 mm)	12.75 lbs. (5.8 kg)

### ADA RAMPS FOR LINEBACKER HD 3 CHANNEL

CPRP-3 (Pair)	ADA Ramps for Linebacker CP3X225 (2 Ramps and 4 Connectors)	Blue or Black	36 in. (914.4 mm)	34.81 in. (884.2 mm)	2.88 in. (73.2 mm)	66 lbs. (30.0 kg)
------------------	--	------------------	----------------------	-------------------------	-----------------------	----------------------

### ADA RAMPS & RAILS FOR LINEBACKER GP 5 CHANNEL

CPRP-5GP (Pair)	ADA Ramps for Linebacker CP5X125-GP (2 Ramps and 4 Connectors)	Blue or Black	36 in. (914.4 mm)	21.88 in. (555.75 mm)	2 in. (50.8 mm)	40 lbs. (18.1 kg)
CPRL-5GP (Each)	ADA Rail for Linebacker CPRP-5GP	Yellow or Orange	1.5 in. (38.1 mm)	54 in. (1371.6 mm)	2 in. (50.8 mm)	12.7 lbs. (5.8 kg)

### ADA RAMPS & RAILS FOR LINEBACKER GP 1 CHANNEL (1.25" Channel size)

CPRP-1X125 (Pair)	ADA Ramps for Linebacker CP1X125-GP (2 Ramps and 4 Connectors)	Blue or Black	36 in. (914.4 mm)	21.88 in. (555.75 mm)	2 in. (50.8 mm)	40 lbs. (18.1 kg)
CPRL-1X125 (Each)	ADA Rail for Linebacker CPRP-1X125	Yellow or Orange	1.5 in. (38.1 mm)	47.5 in. (1206.6 mm)	2 in. (50.8 mm)	12.65 lbs. (5.75 kg)

### ADA RAMPS FOR LINEBACKER GP 1 CHANNEL (2.25" Channel size)

CPRP-1X225 (Pair)	ADA Ramps for Linebacker CP1X225-GP (2 Ramps and 4 Connectors)	Blue or Black	36 in. (914.4 mm)	34.81 in. (884.2 mm)	2.88 in. (73.2 mm)	66 lbs. (30.0 kg)
----------------------	---	------------------	----------------------	-------------------------	-----------------------	----------------------

See Page 25 for additional photos of CROSS-GUARD® and illustration of the CROSS-GUARD® components.

#### Carnival Midway Safety...

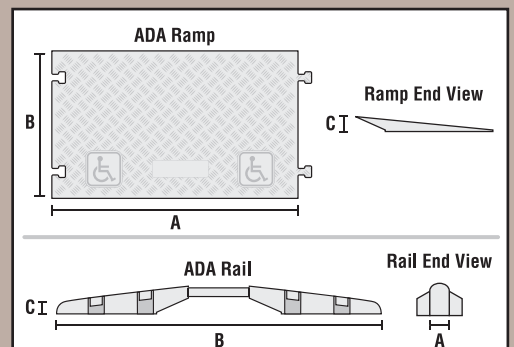
LINEBACKER® Cable Protectors and ADA compliant ramps have "Greatly improved the safety and accessibility of our carnival midway" and "are one of the greatest improvements to hit our midway in years."

- Gehrie Aten, President  
Bill Hames Shows, Inc.

U.S. PATENT No: 6,481,036



- Compatible with select Guard Dog® and Linebacker® Protectors
- Fits existing cable protectors (no need to purchase a custom ADA system)
- Lightweight, 36" wide, modular ADA Compliant ramps
- Quick attachment to one or multiple protectors
- Still allows accessibility to cables and cords
- Side rails provide ADA Compliant edge protection
- Add ramps and rails whenever requirements specify
- One person installation - no tools required



**NOTE:** Cross-Guard purchases include ramps and rails only - cable protectors must be purchased separately.

#### WARNING!

Cross-Guard® ramps and rails are compatible only with Guard Dog® and Linebacker® cable protectors as specified. Improper use with other cable protector brands may result in product failure or injury.



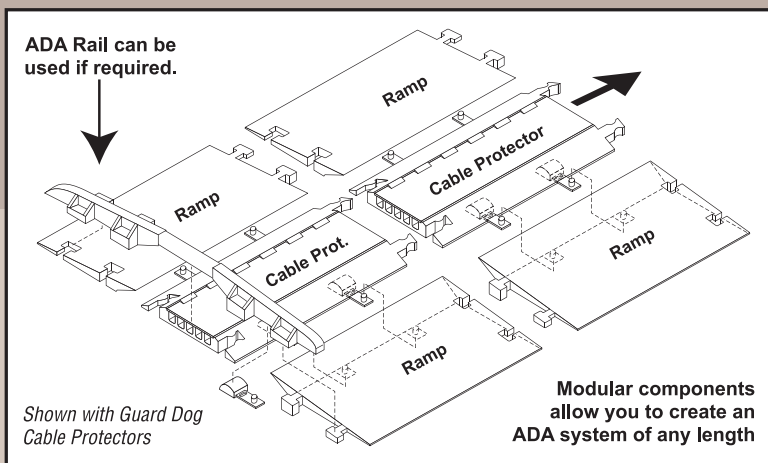
ADA Compliant Symbols molded into each CROSS-GUARD® Ramp

#### SPECIFICATION DATA

Material..... Polyurethane (UV stabilized)  
Operating Temp..... -40°F to 120°F (-40°C to 48°C)

#### LOAD CAPACITY PER TIRE/AXLE

Capacity	Max Load 70°F (21°C)
Ramps	20,150 lbs./Tire (9,140 kg)
	40,300 lbs./Axle (18,280 kg)



LINEBACKER® Cable Protectors and CROSS-GUARD® ADA compliant ramps helped people safely cross over electrical, data and broadcast cables at the Olympic Medals Plaza at the Salt Lake City 2002 Winter Games.

## RAIL

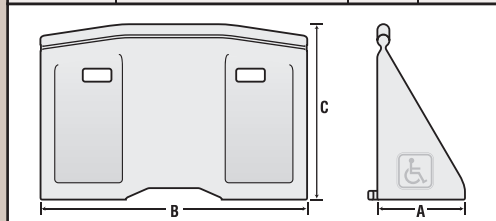
## BARRIERS (ACCESSORY)

CROSS-GUARD® Rail Barriers provide increased safety and ADA access awareness by visually identifying and directing pedestrian traffic to ADA compliant crossing points. These 36" high rail barriers feature ADA compliant symbols and a sturdy hand rail to provide assistance when crossing cable protectors. High profile design eliminates tripping hazard associated with shorter rails.

For additional safety, heavy duty "T" connectors securely attach rail barriers to ADA compliant ramps.

U.S. PATENT No: 7,145,078

MODEL	DESCRIPTION	COLOR	A LENGTH	B WIDTH	C HEIGHT	WEIGHT
<b>RAIL BARRIER FOR LINEBACKER HD 4 AND 5 CHANNEL</b>						
CPRB-4/5	ADA Rail Barrier for Linebacker CP5X125 or CP4X125	Yellow	18 in. (459 mm)	56 in. (1428 mm)	36 in. (918 mm)	64 lbs. (29 kg)
<b>RAIL BARRIER FOR LINEBACKER GP 5 CHANNEL</b>						
CPRB-5GP	ADA Rail Barrier for Linebacker CP5X125-GP	Yellow	18 in. (459 mm)	56 in. (1428 mm)	36 in. (918 mm)	64 lbs. (29 kg)
<b>RAIL BARRIER FOR GUARD DOG 5 CHANNEL</b>						
CPRB-5GD	ADA Rail Barrier for Guard Dog GD5X125	Yellow	18 in. (459 mm)	56 in. (1428 mm)	36 in. (918 mm)	64 lbs. (29 kg)




**ADA COMPLIANT**

### SPECIFICATION DATA

Material..... Polyurethane (UV stabilized)



ADA Compliant Symbols  
Molded into each Rail Barrier



For additional stability, it is recommended that two 75 pound weights (for a total weight of 150 pounds) be placed in the recessed areas of each Rail Barrier.





# POWERBACK®

RUBBER DUCT PROTECTORS

# DURABLE RUBBER DUCT PROTECTORS

For lightweight vehicles, carts and pedestrian traffic at home, offices, warehouses, theaters, convention centers, shopping malls, and other public, commercial and industrial applications.

POWERBACK® Rubber Duct Systems protect and hide valuable cords and cables located in walkways or work areas. These non-metallic, flexible rubber protectors are extremely durable, easy to install, and organize portable cords and cables while reducing trip hazards. Fits multiple cable sizes. Available in 5' or 10' lengths and can be slit on the bottom for easy cord insertion. All POWERBACK® protectors feature grooved underside for better traction. Optional Carpet Kit with VELCRO® Brand Fasteners also available for added traction.

## FEATURES

- Reduces tripping hazards
- Protects and organizes portable cords and cables
- Non-metallic flexible rubber construction
- Multiple sizes for various cable diameters
- Grooved underside for better traction
- Optional Carpet Kit available for added traction
- Optional Connector Kit available for most sizes
- 9 sizes available



## NOTE:

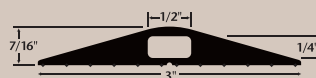
- All Powerback® Protectors feature ribbed underside to prevent slipping.
- All Powerback® Protectors are shipped unslit on the bottom except models RFD7, RFD8, and RFD9.

## RFD1

Single channel protector for a phone line or small 14 through 22 gauge wire. Can be split if necessary. (supplied unslit)

See optional Carpet Traction Kit below.

MODEL	DESCRIPTION	COLOR	WEIGHT PER LENGTH
RFD1-10	10 FT Length	Black	4.60 lbs. (2.1 kg)



## RFD2

Two channel protector for multiple communication lines or 14 through 22 gauge wires. Can be split if necessary. (supplied unslit)

See optional Carpet Traction Kit below.

MODEL	DESCRIPTION	COLOR	WEIGHT PER LENGTH
RFD2-10	10 FT Length	Black	3.70 lbs. (1.7 kg)

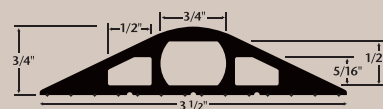


## RFD3

Center channel sized to fit standard power cords and CAT5 cable. Protector must be slit for standard power cords due to size of plug connectors. (supplied unslit)

See optional Carpet Traction Kit below.

MODEL	DESCRIPTION	COLOR	WEIGHT PER LENGTH
RFD3-10	10 FT Length	Black	6.85 lbs. (3.2 kg)

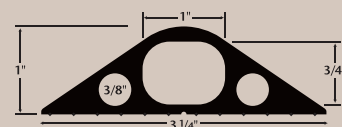


## RFD4

Large channel size can accommodate multiple cables and some power plug connectors. Can be split if necessary. (supplied unslit)

See optional Carpet Traction Kit below.

MODEL	DESCRIPTION	COLOR	WEIGHT PER LENGTH
RFD4-10	10 FT Length	Black	9.30 lbs. (4.3 kg)
RFDCN-3/8	Optional Connector Kit (Includes two connectors)		



Optional Connector Kit Available



## OPTIONAL CARPET TRACTION KITS

CPCARPETKIT-5	Optional Carpet Kit with VELCRO® Brand Fasteners for 5 ft Powerback Models - Includes two 61" x .25" Black Traction Strips and a 1/2 oz Bottle of Checkers' Clear Super Glue	.092 lbs. (.042 kg)
CPCARPETKIT-10	Optional Carpet Kit with VELCRO® Brand Fasteners for 10 ft Powerback Models - Includes two 121" x .25" Black Traction Strips and a 1/2 oz Bottle of Checkers' Clear Super Glue	.118 lbs. (.054 kg)





# POWERBACK®

## RUBBER DUCT PROTECTORS

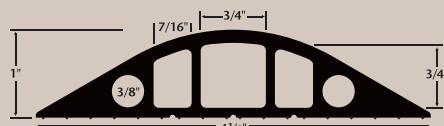
# DURABLE RUBBER DUCT PROTECTORS

### RFD5

Three channel protector for multiple cable applications. Can be split if necessary to accommodate power plug. *(supplied unslit)*

See optional Carpet Traction Kit on the bottom of Page 26.

MODEL	DESCRIPTION	COLOR	WEIGHT PER LENGTH
RFD5-5	5 FT Length	Black	6.20 lbs. (2.8 kg)
RFD5-10	10 FT Length	Black	12.40 lbs. (5.7 kg)
RFD5-3/8	Optional Connector Kit (Includes two connectors)		



Optional Connector Kit Available



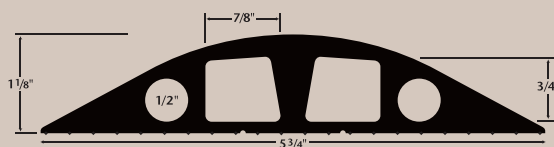
RFD5

### RFD6

Large two channel protector ideal for most multiple cable applications. Channel can be split if necessary. *(supplied unslit)*

See optional Carpet Traction Kit on the bottom of Page 26.

MODEL	DESCRIPTION	COLOR	WEIGHT PER LENGTH
RFD6-5	5 FT Length	Black	9.15 lbs. (4.2 kg)
RFD6-10	10 FT Length	Black	18.30 lbs. (8.4 kg)
RFD6-1/2	Optional Connector Kit (Includes two connectors)		



Optional Connector Kit Available



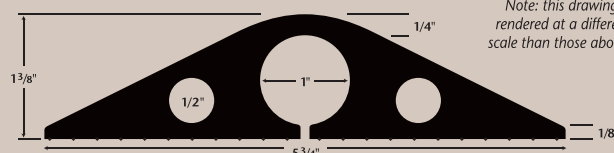
RFD6

### RFD7

Heavy duty single channel protector for cable and hose lines up to 1" diameter. *(supplied slit)*

See optional Carpet Traction Kit on the bottom of Page 26.

MODEL	DESCRIPTION	COLOR	WEIGHT PER LENGTH
RFD7-5	5 FT Length	Black	11.40 lbs. (5.2 kg)
RFD7-1/2	Optional Connector Kit (Includes two connectors)		



Optional Connector Kit Available

Note: this drawing is rendered at a different scale than those above.



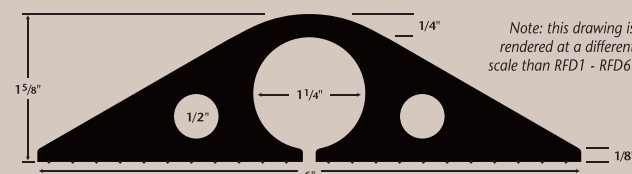
RFD7

### RFD8

Heavy duty single channel protector for cable and hose lines up to 1.25" diameter. *(supplied slit)*

See optional Carpet Traction Kit on the bottom of Page 26.

MODEL	DESCRIPTION	COLOR	WEIGHT PER LENGTH
RFD8-5	5 FT Length	Black	14.60 lbs. (6.7 kg)
RFD8-1/2	Optional Connector Kit (Includes two connectors)		



Optional Connector Kit Available

Note: this drawing is rendered at a different scale than RFD1 - RFD6.



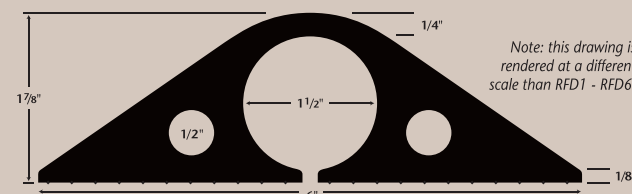
RFD8

### RFD9

Heavy duty single channel protector for cable and hose lines up to 1.5" diameter. *(supplied slit)*

See optional Carpet Traction Kit on the bottom of Page 26.

MODEL	DESCRIPTION	COLOR	WEIGHT PER LENGTH
RFD9-5	5 FT Length	Black	15.33 lbs. (7.0 kg)
RFD9-1/2	Optional Connector Kit (Includes two connectors)		



Optional Connector Kit Available

Note: this drawing is rendered at a different scale than RFD1 - RFD6.



RFD9

NOTE: All Rubber Duct Protectors are shipped unslit on the bottom except models RFD7, RFD8, and RFD9.



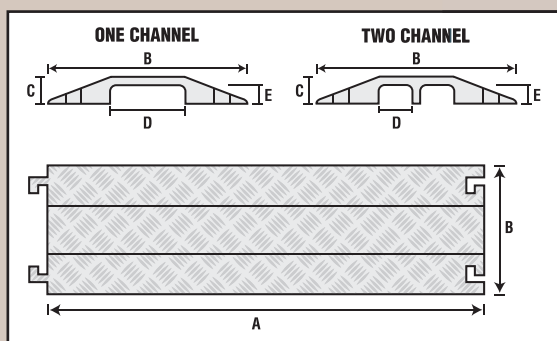
CABLE PROTECTION

Lewden Cable Protection • Argall Avenue, London, E10 7QD • T: 020 8539 0237 • E: sales@lewden.co.uk • www.lewden.com


The easy way to protect small cables and cords at home, offices, warehouses, and commercial and industrial environments.

FASTLANE® Drop Over Protectors are made from durable polyurethane and feature heavy duty, patented "L" shape connectors for easily attaching additional protectors to extend to any desired length. Patented 5-bar tread plate surface provides maximum traction for carts and pedestrian traffic. These low profile protectors fit multiple cable sizes and are compact for easy setup, disassembly, and storage.

- 1 or 2 channel options
- Drop over installation
- Molded in safety warning symbols
- Heavy duty patented "L" shaped connectors
- Modular design for easy setup, disassembly, & storage
- 5-bar tread plate surface provides maximum traction
- Increase traction with optional Carpet Kit with VELCRO® Brand Fasteners and/or anti-slip rubber pads for smooth surfaces
- Universal safety colors (UV stabilized)



Available with  
1 or 2 channels



**NOTE:** Drop over protectors do not prevent abrasion to cable from below.

All models available  
in orange or black




**Optional Anti-Slip Rubber Pads**  
(For permanent application,  
use Checkers' Super Glue)



**Optional Carpet Kit**  
(can be used with or  
without Optional Anti-Slip  
Rubber Pads)


U.S. PATENT No: Des. 563,323

### 1 CHANNEL OPTIONS



- Model No. FL1X1.5  
Channel size: .5" h x 1.5" w
- Model No. FL1X4  
Channel size: 1" h x 4" w

### 2 CHANNEL OPTION



- Model No. FL2X1.75  
Channel size: 1" h x 1.75" w

## FASTLANE® DROP OVER CABLE PROTECTORS

MODEL	DESCRIPTION	A LENGTH	B WIDTH	C HEIGHT	D - CHAN. WIDTH	E - CHAN. HEIGHT	WEIGHT
FL1X1.5	Drop Over Protector 1 Channel	36 in. (914.4 mm)	5.25 in. (133.3 mm)	.75 in. (19 mm)	1.5 in. (39 mm)	.5 in. (12.7 mm)	3 lbs. (1.4 kg)
FL1X4	Drop Over Protector 1 Channel	36 in. (914.4 mm)	10.75 in. (273 mm)	1.5 in. (38.1 mm)	4 in. (101.6 mm)	1 in. (25.4 mm)	8 lbs. (3.6 kg)
FL2X1.75	Drop Over Protector 2 Channel	36 in. (914.4 mm)	10.75 in. (273 mm)	1.5 in. (38.1 mm)	1.75 in. (44.5 mm)	1 in. (25.4 mm)	9 lbs. (4.2 kg)

\*Specify Color after Model #: O = Orange; B = Black

### OPTIONAL ANTI-SLIP RUBBER PAD KITS FOR ADDED TRACTION

CPRPKIT.75-18	Optional Anti-Slip Rubber Pad Kit (includes 18 rubber pads) for FL1X1.5	.11 lbs. (.05 kg)
CPRPKIT1-8	Optional Anti-Slip Rubber Pad Kit (includes 8 rubber pads) for FL1X4 or FL2X1.75	.13 lbs. (.06 kg)
CPGLUE	1/2 oz Bottle of Checkers' Clear Super Glue (best if kept refrigerated) Use for Permanent Application of Anti-Slip Rubber Pads	.07 lbs. (.032 kg)

### OPTIONAL CARPET KIT WITH VELCRO® BRAND FASTENERS FOR ADDED TRACTION

CPCARPETKIT-3	Optional Carpet Kit with VELCRO® Brand Fasteners for All FastLane Models - Includes two 37" x .25" Black Traction Strips and a 1/2 oz Bottle of Checkers' Clear Super Glue (CPGLUE)	.09 lbs. (.041 kg)
---------------	---	--------------------

### TRANSPORT/STORAGE OPTIONS

FLB-37X7X11-B	PVC-Backed Polyester Material, 18 oz Vinyl Transport/Storage Bag with Strap (holds 14 small or 4 large FastLanes) - 37" x 7" x 11"	2.5 lbs. (1.13 kg)
FLBS-59-B	Replacement Shoulder Strap for FastLane Transport/Storage Bag - 59" Long - Black	.5 lbs. (.23 kg)
HC42X12X7	Tilt & Roll, Hard-Sided Transport/Storage Case (holds 14 small or 4 large FastLanes) - 42" x 12" x 7"	18 lbs. (8.2 kg)

#### SPECIFICATION DATA

Material..... Polyurethane (UV stabilized)  
Operating Temp..... -40°F to 120°F (-40°C to 48°C)  
Safety Symbols..... Per ANSI, Z535.3-1991



Safety Warning Symbols  
Molded into Protector



PVC-Backed  
Polyester Bag with  
Shoulder Strap (Optional)



Tilt & Roll Style,  
Hard-Sided Case  
(Optional)

# SUPER-CROSS™

## EXTREME CABLE PROTECTORS

# HEAVY DUTY EXTREME CROSSOVER SYSTEMS

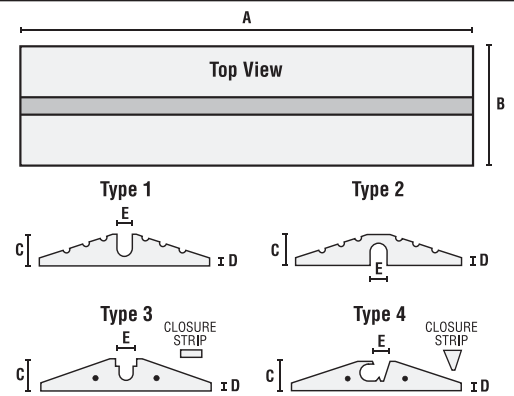
SUPER-CROSS™ Extreme Crossover Pads provide protection for electrical cables used in mining and construction. Durable urethane construction withstands thousands of pounds of weight and endures constant pounding, impact and abrasion caused by haul trucks and falling rocks. Extensively tested and proven to be oil, chemical, abrasion, cut/tear and temperature resistant. Pads feature molded-in receptacles for tow chain attachment. Crossover sections can be fastened together for any length required. The use of crossover pads greatly improves safety and eliminates the cost and labor of burying, rerouting, or stringing cables overhead.

MODEL	DESCR.	COLOR	A LENGTH	B WIDTH	C HEIGHT	D-STEP HEIGHT	E-SLOT SIZE	WEIGHT
XO118-2	Type 1	Orange	24 in. (610 mm)	18 in. (457 mm)	4.5 in. (114 mm)	1 in. (25 mm)	2.5 in. (64 mm)	37 lbs. (16.8 kg)
XO218-2	Type 2	Orange	24 in. (610 mm)	18 in. (457 mm)	4.5 in. (114 mm)	1 in. (25 mm)	3.0 in. (76 mm)	37 lbs. (16.8 kg)
XO342-10	Type 3	Orange	120 in. (3048 mm)	42 in. (1067 mm)	7 in. (178 mm)	.75 in. (19 mm)	3.5 in. (89 mm)	852 lbs. (386.5 kg)
XO342-CS-10	Closure Strip	Orange	120 in. (3048 mm)	3.43 in. (87 mm)	3.3 in. (84 mm)	N/A	N/A	50 lbs. (22.7 kg)
XO436-8	Type 4	Orange	96 in. (2438 mm)	36 in. (914 mm)	5 in. (127 mm)	.75 in. (19 mm)	3.25 in. (83 mm)	415 lbs. (188.2 kg)
XO436-CS-8	Closure Strip	Orange	96 in. (2438 mm)	3.25 in. (83 mm)	3.375 in. (86 mm)	N/A	N/A	44 lbs. (20 kg)
XO436-10	Type 4	Orange	120 in. (3048 mm)	36 in. (914 mm)	5 in. (127 mm)	.75 in. (19 mm)	3.25 in. (83 mm)	518 lbs. (235 kg)
XO436-CS-10	Closure Strip	Orange	120 in. (3048 mm)	3.25 in. (83 mm)	3.375 in. (86 mm)	N/A	N/A	55 lbs. (25 kg)
XO442-8	Type 4	Orange	96 in. (2438 mm)	42 in. (1067 mm)	7 in. (178 mm)	.75 in. (19 mm)	4.5 in. (114 mm)	610 lbs. (277 kg)
XO442-CS-8	Closure Strip	Orange	96 in. (2438 mm)	4.5 in. (114 mm)	5.375 in. (137 mm)	N/A	N/A	84 lbs. (38.2 kg)
XO442-10	Type 4	Orange	120 in. (3048 mm)	42 in. (1067 mm)	7 in. (178 mm)	.75 in. (19 mm)	4.5 in. (114 mm)	762 lbs. (346 kg)
XO442-CS-10	Closure Strip	Orange	120 in. (3048 mm)	4.5 in. (114 mm)	5.375 in. (137 mm)	N/A	N/A	105 lbs. (47.6 kg)

Please specify Operating Temperature Requirements when ordering.

**WARNING!** Crossover Pads are for rubber tired vehicles only and not for equipment with metal tracks.

**NOTE: Please make your product selection carefully. Extreme Crossover Systems are non-returnable.**



**NOTE: CLOSURE STRIPS MUST BE ORDERED SEPARATELY.**

**TYPE 1 & 2:** Feature molded-in hand holds for ease of placement.  
**TYPE 3 & 4:** Features 2 each molded through 1 in. (245 mm) holes for fastening together multiple pad sections using wire rope.

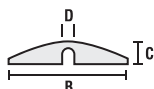
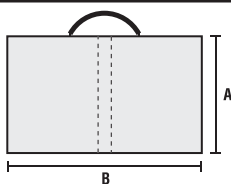
# SUPER-CROSS™

## UTILITY CABLE PROTECTORS

# LIGHTWEIGHT UTILITY CROSSOVER SYSTEMS

SUPER-CROSS™ Utility Crossover Systems provide protection for valuable cables and hoses, while ensuring a method of safe passage for vehicle traffic. These lightweight and portable crossovers are manufactured from durable polyurethane and are ideal during maintenance operations or in emergency situations. Complete with carrying handle for easy positioning. Two tunnel sizes available.

MODEL	COLOR	A-LENGTH	B-WIDTH	C-HEIGHT	D-TUNNEL SIZE	WEIGHT
COP2200-3	Yellow	18 in. (457 mm)	30 in. (762 mm)	5 in. (127 mm)	3 in. (76 mm)	35 lbs. (15.9 kg)
COP2200-4.5	Yellow	18 in. (457 mm)	30 in. (762 mm)	6 in. (152 mm)	4.5 in. (114 mm)	35 lbs. (15.9 kg)



Features Load Capacity up to 4,000 lbs. Per Tire.



### FEATURES

- Polyurethane Construction
- Convenient Carrying Handles
- Replaceable Rubber Traction Pads
- Two Tunnel Sizes Available
- Lightweight & Portable

**WARNING!** Crossover Pads are for rubber tired vehicles only and not for equipment with metal tracks.





DIAMONDBACK® Single Tunnel Modular Cable and Hose Bridge Systems provide protection for valuable cable and hose lines while ensuring a method of safe passage for vehicles. They replace wooden and metal fabricated ramps. High density, all-weather urethane construction protects from damage by physical pressure and reduces cable and hose maintenance and replacement costs. DIAMONDBACK® Modular Bridge Systems can be used to protect lines up to 6 inches in diameter. The lightweight, modular design of interlocking 16 inch wide sections provides multi-length flexibility. DIAMONDBACK® Cable and Hose Bridge Systems are intended for temporary installations only.

U.S. PATENT No: 6,878,881

## PROTECT CABLES & HOSES UP TO 6 INCHES IN DIAMETER

### FEATURES

- Polyurethane construction is abrasion, impact and weather resistant with high load bearing capacity
- Multiple tunnel sizes to accommodate fully charged hose lines and cables of various diameters
- Diamond-plate tread surface increases traction
- Yellow caution color for high visibility
- Modular interlocking design is lightweight, easy to transport, setup, disassemble, and store
- Built-in handholds allow for handling with ease and double as attachment points for mounting brackets

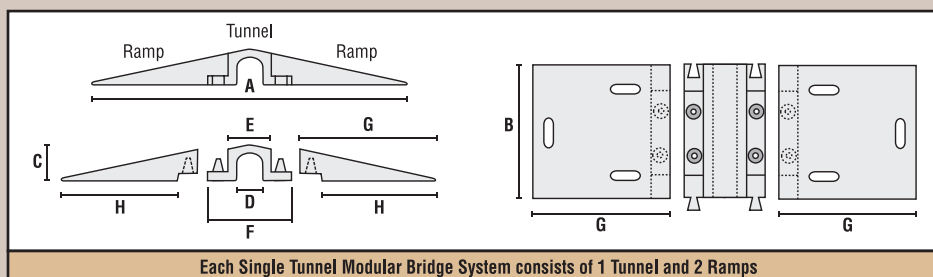


### WARNING!

- ▶ Vehicles crossing bridge system must have clearance of greater than bridge height.
- ▶ Cable/Hose Bridges are for rubber tired vehicles only and not for equipment with metal tracks.

## COMPLETE SINGLE TUNNEL SYSTEMS

MODEL	DESCRIPTION	COLOR	A-BRIDGE LENGTH	B-BRIDGE WIDTH	C-BRIDGE HEIGHT	D-TUNNEL DIAMETER	E-TUNNEL TOP LENGTH	F-TUNNEL BASE LENGTH	G-RAMP TOP LENGTH	H-RAMP BASE LENGTH	SYSTEM WEIGHT
<b>3" TUNNEL OPTIONS</b>											
UHB2025	Bridge for up to 3 in. Lines	Yellow	34.75 in. (887 mm)	16 in. (406 mm)	3.88 in. (99 mm)	3 in. (76.2 mm)	5.38 in. (139 mm)	13.25 in. (338 mm)	14.75 in. (377 mm)	10.75 in. (275 mm)	32 lbs. (14.5 kg)
<b>3.5" TUNNEL OPTIONS</b>											
UHB3035	Bridge for up to 3.5 in. Lines	Yellow	38.25 in. (976 mm)	16 in. (406 mm)	4.63 in. (118 mm)	3.5 in. (88.9 mm)	6.5 in. (166 mm)	14.38 in. (367 mm)	16 in. (408 mm)	12 in. (306 mm)	40 lbs. (18.1 kg)
<b>4.5" TUNNEL OPTIONS</b>											
UHB4045	Bridge for up to 4.5 in. Lines	Yellow	44 in. (1118 mm)	16 in. (406 mm)	5.5 in. (141 mm)	4.5 in. (114.3 mm)	7.75 in. (198 mm)	15.63 in. (399 mm)	18.25 in. (466 mm)	14.25 in. (364 mm)	50 lbs. (22.7 kg)
<b>6.5" TUNNEL OPTIONS</b>											
UHB5060	Bridge for up to 6.5 in. Lines	Yellow	60 in. (1530 mm)	16 in. (406 mm)	8.13 in. (208 mm)	7 in. (179 mm)	9.13 in. (233 mm)	18.25 in. (466 mm)	25.5 in. (651 mm)	20.88 in. (533 mm)	92 lbs. (41.7 kg)



### SPECIFICATION DATA

Material..... Polyurethane (UV Stabilized)  
 Operating Temp..... -40°F to 120°F (-40°C to 48°C)

### LOAD CAPACITY

Model No.	Min. Footprint in. (mm)	75°F (23.9°C)	Max Load Per Tire
UHB2025.....	7 x 7 in. (178 x 178 mm)	.....	23,700 lbs. (10,750 kg)
UHB3035.....	7 x 7 in. (178 x 178 mm)	.....	19,800 lbs. (8,981 kg)
UHB4045.....	7 x 7 in. (178 x 178 mm)	.....	19,300 lbs. (8,754 kg)
UHB5060.....	7 x 7 in. (178 x 178 mm)	.....	17,100 lbs. (7,757 kg)

DIAMONDBACK® Multiple Tunnel Modular Cable and Hose Bridge Systems provide protection for valuable cable and hose lines while ensuring a method of safe passage for vehicles. They replace wooden and metal fabricated ramps. High density, all-weather urethane construction protects from damage by physical pressure and reduces cable and hose maintenance and replacement costs. DIAMONDBACK® Modular Bridge Systems can be used to protect multiple parallel lines up to 6 inches in diameter. The lightweight, modular design of interlocking 16 inch wide sections provides multi-length flexibility. DIAMONDBACK® Cable and Hose Bridge Systems are intended for temporary installations only.




U.S. PATENT No: 6,878,881




## PROTECT CABLES & HOSES UP TO 6 INCHES IN DIAMETER




### FEATURES




- Polyurethane construction is abrasion, impact and weather resistant with high load bearing capacity
- Multiple tunnel sizes to accommodate fully charged hose lines and cables of various diameters
- Diamond-plate tread surface increases traction
- Yellow caution color for high visibility
- Modular interlocking design is lightweight, easy to transport, setup, disassemble, and store
- Built-in handholds allow for handling with ease and double as attachment points for mounting brackets

## CREATE A CUSTOM BRIDGE SYSTEM BY ORDERING TUNNEL CONNECTORS & INDIVIDUAL COMPONENTS SEPARATELY

MODEL	DESCRIPTION	WEIGHT	
<b>3" TUNNEL OPTIONS</b>			
UHB2025T (Each)	Tunnel Only for up to 3 in. Lines	15 lbs. (6.8 kg)	
UHB2025R (Pair)	Ramps Only for UHB2025T Tunnel	18 lbs. (8.2 kg)	
UHB2025TC (Each)	Tunnel Connector Only for UHB2025T Tunnel	11 lbs. (5 kg)	

<b>3.5" TUNNEL OPTIONS</b>			
UHB3035T (Each)	Tunnel Only for up to 3.5 in. Lines	17 lbs. (7.7 kg)	
UHB3035R (Pair)	Ramps Only for UHB3035T Tunnel	22 lbs. (10 kg)	
UHB3035TC (Each)	Tunnel Connector Only for UHB3035T Tunnel	16 lbs. (7.3 kg)	

<b>4.5" TUNNEL OPTIONS</b>			
UHB4045T (Each)	Tunnel Only for up to 4.5 in. Lines	21 lbs. (9.5 kg)	
UHB4045R (Pair)	Ramps Only for UHB4045T Tunnel	30 lbs. (13.6 kg)	
UHB4045TC (Each)	Tunnel Connector Only for UHB4045T Tunnel	21 lbs. (9.5 kg)	


<b>6.5" TUNNEL OPTIONS</b>			
UHB5060T (Each)	Tunnel Only for up to 6.5 in. Lines	32 lbs. (14.5 kg)	
UHB5060R (Pair)	Ramps Only for UHB5060T Tunnel	58 lbs. (26.3 kg)	
UHB5060TC (Each)	Tunnel Connector Only for UHB5060T Tunnel	26 lbs. (11.8 kg)	



Two tunnel system on location



Two tunnel system



Three tunnel system

### WARNING!


- ▶ Vehicles crossing bridge system must have clearance of greater than bridge height.
- ▶ Cable/Hose Bridges are for rubber tired vehicles only and not for equipment with metal tracks.

### SPECIFICATION DATA

Material..... Polyurethane (UV Stabilized)  
Operating Temp..... -40°F to 120°F (-40°C to 48°C)

### LOAD CAPACITY

Model No.	Min. Footprint in. (mm)	75°F (23.9°C)	Max Load Per Tire
UHB2025.....	7 x 7 in. (178 x 178 mm)	.....	23,700 lbs. (10,750 kg)
UHB3035.....	7 x 7 in. (178 x 178 mm)	.....	19,800 lbs. (8,981 kg)
UHB4045.....	7 x 7 in. (178 x 178 mm)	.....	19,300 lbs. (8,754 kg)
UHB5060.....	7 x 7 in. (178 x 178 mm)	.....	17,100 lbs. (7,757 kg)





Warn others of your vehicle's presence by attaching a Heavy Duty FLAGSTAFF<sup>TM</sup> Warning Whip to your off-road vehicle. Warning whips, with either High-Vis flag or flag and light, provide quick and easy identification of other vehicles or equipment in your area. Bolt-on mounting for easy attachment. The FLAGSTAFF<sup>TM</sup> Heavy Duty Industrial Series 3, 5, 6, 8, 10 or 12 foot flexible white fiberglass whip includes heavy duty orange, green or yellow flag and standard threaded hex base for vehicle attachment. Optional lighted models feature lamp socket, internal electrical wiring and hot plug for power connection. Various lighting and mounting options available as accessories.

## FLAGSTAFF<sup>TM</sup> HEAVY DUTY WHIPS WITH LIGHTS


MODEL	FLAG SHAPE	DESCRIPTION
-------	------------	-------------

### 12 Foot Lighted Whip Options with Threaded Hex Base Mount

FS12L		12 ft. Whip, 12" w x 11" h Flag* with Mounting Base, Lamp Socket & Hot Plug
FS12XL		12 ft. Whip, 12" w x 11" h Flag* with White Reflexite X, Mounting Base, Lamp Socket & Hot Plug
FS12L-16		12 ft. Whip, 16" w x 16" h Flag* with Mounting Base, Lamp Socket & Hot Plug
FS12XL-16		12 ft. Whip, 16" w x 16" h Flag* with White Reflexite X, Mounting Base, Lamp Socket & Hot Plug
FS12L-T		12 ft. Whip, 12" w x 9" h Triangular Flag* with Mounting Base, Lamp Socket & Hot Plug
FS12L-NF		12 ft. Whip with NO Flag. Includes Mounting Base, Lamp Socket & Hot Plug

\* Specify flag color after Model No:  O = Orange  G = Green  Y = Yellow




### 10 Foot Lighted Whip Options with Threaded Hex Base Mount

FS10L		10 ft. Whip, 12" w x 11" h Flag* with Mounting Base, Lamp Socket & Hot Plug
FS10XL		10 ft. Whip, 12" w x 11" h Flag* with White Reflexite X, Mounting Base, Lamp Socket & Hot Plug
FS10L-16		10 ft. Whip, 16" w x 16" h Flag* with Mounting Base, Lamp Socket & Hot Plug
FS10XL-16		10 ft. Whip, 16" w x 16" h Flag* with White Reflexite X, Mounting Base, Lamp Socket & Hot Plug
FS10L-T		10 ft. Whip, 12" w x 9" h Triangular Flag* with Mounting Base, Lamp Socket & Hot Plug
FS10L-NF		10 ft. Whip with NO Flag. Includes Mounting Base, Lamp Socket & Hot Plug

\* Specify flag color after Model No:  O = Orange  G = Green  Y = Yellow




### 8 Foot Lighted Whip Options with Threaded Hex Base Mount

FS8L		8 ft. Whip, 12" w x 11" h Flag* with Mounting Base, Lamp Socket & Hot Plug
FS8XL		8 ft. Whip, 12" w x 11" h Flag* with White Reflexite X, Mounting Base, Lamp Socket & Hot Plug
FS8L-16		8 ft. Whip, 16" w x 16" h Flag* with Mounting Base, Lamp Socket & Hot Plug
FS8XL-16		8 ft. Whip, 16" w x 16" h Flag* with White Reflexite X, Mounting Base, Lamp Socket & Hot Plug
FS8L-T		8 ft. Whip, 12" w x 9" h Triangular Flag* with Mounting Base, Lamp Socket & Hot Plug
FS8L-NF		8 ft. Whip with NO Flag. Includes Mounting Base, Lamp Socket & Hot Plug







\* Specify flag color after Model No:  O = Orange  G = Green  Y = Yellow




### 6 Foot Lighted Whip Options with Threaded Hex Base Mount

FS6L		6 ft. Whip, 12" w x 11" h Flag* with Mounting Base, Lamp Socket & Hot Plug
FS6XL		6 ft. Whip, 12" w x 11" h Flag* with White Reflexite X, Mounting Base, Lamp Socket & Hot Plug
FS6L-16		6 ft. Whip, 16" w x 16" h Flag* with Mounting Base, Lamp Socket & Hot Plug
FS6XL-16		6 ft. Whip, 16" w x 16" h Flag* with White Reflexite X, Mounting Base, Lamp Socket & Hot Plug
FS6L-T		6 ft. Whip, 12" w x 9" h Triangular Flag* with Mounting Base, Lamp Socket & Hot Plug
FS6L-NF		6 ft. Whip with NO Flag. Includes Mounting Base, Lamp Socket & Hot Plug

\* Specify flag color after Model No:  O = Orange  G = Green  Y = Yellow

### 5 Foot Lighted Whip Options with Threaded Hex Base Mount



FS5L		5 ft. Whip, 12" w x 11" h Flag* with Mounting Base, Lamp Socket & Hot Plug
FS5XL		5 ft. Whip, 12" w x 11" h Flag* with White Reflexite X, Mounting Base, Lamp Socket & Hot Plug
FS5L-16		5 ft. Whip, 16" w x 16" h Flag* with Mounting Base, Lamp Socket & Hot Plug
FS5XL-16		5 ft. Whip, 16" w x 16" h Flag* with White Reflexite X, Mounting Base, Lamp Socket & Hot Plug
FS5L-T		5 ft. Whip, 12" w x 9" h Triangular Flag* with Mounting Base, Lamp Socket & Hot Plug
FS5L-NF		5 ft. Whip with NO Flag. Includes Mounting Base, Lamp Socket & Hot Plug

\* Specify flag color after Model No:  O = Orange  G = Green  Y = Yellow

MODEL	FLAG SHAPE	DESCRIPTION
-------	------------	-------------

### 3 Foot Lighted Whip Options with Threaded Hex Base Mount

FS3L		3 ft. Whip, 12" w x 11" h Flag* with Mounting Base, Lamp Socket & Hot Plug
FS3XL		3 ft. Whip, 12" w x 11" h Flag* with White Reflexite X, Mounting Base, Lamp Socket & Hot Plug
FS3L-16		3 ft. Whip, 16" w x 16" h Flag* with Mounting Base, Lamp Socket & Hot Plug
FS3XL-16		3 ft. Whip, 16" w x 16" h Flag* with White Reflexite X, Mounting Base, Lamp Socket & Hot Plug
FS3L-T		3 ft. Whip, 12" w x 9" h Triangular Flag* with Mounting Base, Lamp Socket & Hot Plug
FS3L-NF		3 ft. Whip with NO Flag. Includes Mounting Base, Lamp Socket & Hot Plug

\* Specify flag color after Model No:  O = Orange  G = Green  Y = Yellow

### Flagstaff Whip Extensions with Threaded Hex Base for Lighted Whips

FSEXT-6	6 ft. Flagstaff Extension, Threaded Hex Base & Hot Plug
FSEXT-5	5 ft. Flagstaff Extension, Threaded Hex Base & Hot Plug
FSEXT-4	4 ft. Flagstaff Extension, Threaded Hex Base & Hot Plug
FSEXT-3	3 ft. Flagstaff Extension, Threaded Hex Base & Hot Plug

### Flagstaff Whip Extensions with Threaded Hex Base for Non-Lighted Whips

FSEXT-6-DUD	6 ft. Flagstaff Extension with Threaded Hex Base (Non-Powered)
FSEXT-5-DUD	5 ft. Flagstaff Extension with Threaded Hex Base (Non-Powered)
FSEXT-4-DUD	4 ft. Flagstaff Extension with Threaded Hex Base (Non-Powered)
FSEXT-3-DUD	3 ft. Flagstaff Extension with Threaded Hex Base (Non-Powered)

*For lighted models, please choose either Traditional Lens, Rocket Super Bright LEDs, or Glo-Worm Lights from Page 37.*









◀ 3 ft whip shown with optional light and magnetic base with power cord

**SEE PAGES 38 & 39 FOR MOUNTING OPTIONS**

## FLAGSTAFF™ HEAVY DUTY WHIPS WITHOUT LIGHTS







FLAG MODEL	SHAPE	DESCRIPTION
---------------	-------	-------------




### 12 Foot Whip Options without Light with Threaded Hex Base Mount

FS12		12 ft. Whip, 12" w x 11" h Flag* with Mounting Base (No Lamp Socket)
FS12X		12 ft. Whip, 12" w x 11" h Flag* with White Reflexite X & Mounting Base (No Lamp Socket)
FS12-16		12 ft. Whip, 16" w x 16" h Flag* with Mounting Base (No Lamp Socket)
FS12X-16		12 ft. Whip, 16" w x 16" h Flag* with White Reflexite X & Mounting Base (No Lamp Socket)
FS12-T		12 ft. Whip, 12" w x 9" h Triangular Flag* with Mounting Base (No Lamp Socket)
FS12-NF		12 ft. Whip with NO Flag. Includes Mounting Base (No Lamp Socket)







\* Specify flag color after Model No:  O = Orange  G = Green  Y = Yellow

### 10 Foot Whip Options without Light with Threaded Hex Base Mount

FS10		10 ft. Whip, 12" w x 11" h Flag* with Mounting Base (No Lamp Socket)
FS10X		10 ft. Whip, 12" w x 11" h Flag* with White Reflexite X & Mounting Base (No Lamp Socket)
FS10-16		10 ft. Whip, 16" w x 16" h Flag* with Mounting Base (No Lamp Socket)
FS10X-16		10 ft. Whip, 16" w x 16" h Flag* with White Reflexite X & Mounting Base (No Lamp Socket)
FS10-T		10 ft. Whip, 12" w x 9" h Triangular Flag* with Mounting Base (No Lamp Socket)
FS10-NF		10 ft. Whip with NO Flag. Includes Mounting Base (No Lamp Socket)







\* Specify flag color after Model No:  O = Orange  G = Green  Y = Yellow

### 8 Foot Whip Options without Light with Threaded Hex Base Mount

FS8		8 ft. Whip, 12" w x 11" h Flag* with Mounting Base (No Lamp Socket)
FS8X		8 ft. Whip, 12" w x 11" h Flag* with White Reflexite X & Mounting Base (No Lamp Socket)
FS8-16		8 ft. Whip, 16" w x 16" h Flag* with Mounting Base (No Lamp Socket)
FS8X-16		8 ft. Whip, 16" w x 16" h Flag* with White Reflexite X & Mounting Base (No Lamp Socket)
FS8-T		8 ft. Whip, 12" w x 9" h Triangular Flag* with Mounting Base (No Lamp Socket)
FS8-NF		8 ft. Whip with NO Flag. Includes Mounting Base (No Lamp Socket)






\* Specify flag color after Model No:  O = Orange  G = Green  Y = Yellow

### 6 Foot Whip Options without Light with Threaded Hex Base Mount

FS6		6 ft. Whip, 12" w x 11" h Flag* with Mounting Base (No Lamp Socket)
FS6X		6 ft. Whip, 12" w x 11" h Flag* with White Reflexite X & Mounting Base (No Lamp Socket)
FS6-16		6 ft. Whip, 16" w x 16" h Flag* with Mounting Base (No Lamp Socket)
FS6X-16		6 ft. Whip, 16" w x 16" h Flag* with White Reflexite X & Mounting Base (No Lamp Socket)
FS6-T		6 ft. Whip, 12" w x 9" h Triangular Flag* with Mounting Base (No Lamp Socket)
FS6-NF		6 ft. Whip with NO Flag. Includes Mounting Base (No Lamp Socket)







\* Specify flag color after Model No:  O = Orange  G = Green  Y = Yellow




### 5 Foot Whip Options without Light with Threaded Hex Base Mount

FS5		5 ft. Whip, 12" w x 11" h Flag* with Mounting Base (No Lamp Socket)
FS5X		5 ft. Whip, 12" w x 11" h Flag* with White Reflexite X & Mounting Base (No Lamp Socket)
FS5-16		5 ft. Whip, 16" w x 16" h Flag* with Mounting Base (No Lamp Socket)
FS5X-16		5 ft. Whip, 16" w x 16" h Flag* with White Reflexite X & Mounting Base (No Lamp Socket)
FS5-T		5 ft. Whip, 12" w x 9" h Triangular Flag* with Mounting Base (No Lamp Socket)
FS5-NF		5 ft. Whip with NO Flag. Includes Mounting Base (No Lamp Socket)

\* Specify flag color after Model No:  O = Orange  G = Green  Y = Yellow


### 3 Foot Whip Options without Light with Threaded Hex Base Mount






















FS3		3 ft. Whip, 12" w x 11" h Flag* with Mounting Base (No Lamp Socket)
FS3X		3 ft. Whip, 12" w x 11" h Flag* with White Reflexite X & Mounting Base (No Lamp Socket)
FS3-16		3 ft. Whip, 16" w x 16" h Flag* with Mounting Base (No Lamp Socket)
FS3X-16		3 ft. Whip, 16" w x 16" h Flag* with White Reflexite X & Mounting Base (No Lamp Socket)
FS3-T		3 ft. Whip, 12" w x 9" h Triangular Flag* with Mounting Base (No Lamp Socket)
FS3-NF		3 ft. Whip with NO Flag. Includes Mounting Base (No Lamp Socket)

\* Specify flag color after Model No:  O = Orange  G = Green  Y = Yellow













## FLAGSTAFF™ HEAVY DUTY FLAGS

Nylon Mesh Pattern



MODEL	COLOR	DESCRIPTION
FS9024-O		Standard Heavy Duty, Plastic Coated, Nylon Mesh, Orange Flag, 12" w x 11" h (Mounting Clips included)
FS9025-O		Same Heavy Duty Orange Flag as FS9024 with a White Reflexite X
FS8025-O		Same Heavy Duty Orange Flag as FS9024 with a Yellow Reflexite X
FS9024-16-O		Standard Heavy Duty, Plastic Coated, Nylon Mesh, Orange Flag 16" w x 16" h (Mounting Clips included)
FS9025-16-O		Same Heavy Duty Orange Flag as FS9024-16 with a White Reflexite X
FS8025-16-O		Same Heavy Duty Orange Flag as FS9024-16 with a Yellow Reflexite X
FST9024-O		Triangular Heavy Duty, Plastic Coated, Nylon Mesh, Orange Flag 12" w x 9" h (Mounting Clips included)
FS9024-G		Standard Heavy Duty, Plastic Coated, Nylon Mesh, Green Flag 12" w x 11" h (Mounting Clips included)
FS9025-G		Same Heavy Duty Green Flag as FS9024-G with a White Reflexite X
FS8025-G		Same Heavy Duty Green Flag as FS9024-G with a Yellow Reflexite X
FS9024-16-G		Standard Heavy Duty, Plastic Coated, Nylon Mesh, Green Flag 16" w x 16" h (Mounting Clips included)
FS9025-16-G		Same Heavy Duty Green Flag as FS9024-16-G with a White Reflexite X
FS8025-16-G		Same Heavy Duty Green Flag as FS9024-16-G with a Yellow Reflexite X
FST9024-G		Triangular Heavy Duty, Plastic Coated, Nylon Mesh, Green Flag 12" w x 9" h (Mounting Clips included)
FS9024-Y		Standard Heavy Duty, Plastic Coated, Nylon Mesh, Yellow Flag 12" w x 11" h (Mounting Clips included)
FS9025-Y		Same Heavy Duty Yellow Flag as FS9024-G with a White Reflexite X
FS8025-Y		Same Heavy Duty Yellow Flag as FS9024-G with a Yellow Reflexite X
FS9024-16-Y		Standard Heavy Duty, Plastic Coated, Nylon Mesh, Yellow Flag 16" w x 16" h (Mounting Clips included)
FS9025-16-Y		Same Heavy Duty Yellow Flag as FS9024Y-16-Y with a White Reflexite X
FS8025-16-Y		Same Heavy Duty Yellow Flag as FS9024Y-16-Y with a Yellow Reflexite X
FST9024-Y		Triangular Heavy Duty, Plastic Coated, Nylon Mesh, Yellow Flag 12" w x 9" h (Mounting Clips included)

### RECTANGULAR FLAGS BELOW ARE AVAILABLE IN 2 SIZES:

			
FS9024-O (12" w x 11" h) Heavy Duty Orange Flag	FS9025-O (12" w x 11" h) Heavy Duty Orange Flag with White Reflexite X	FS8025-O (12" w x 11" h) Heavy Duty Orange Flag with Yellow Reflexite X	FST9024-O (12" w x 9" h)
			
FS9024-G (12" w x 11" h) Heavy Duty Green Flag	FS9025-G (12" w x 11" h) Heavy Duty Green Flag with White Reflexite X	FS8025-G (12" w x 11" h) Heavy Duty Green Flag with Yellow Reflexite X	FST9024-G (12" w x 9" h)
			
FS9024-Y (12" w x 11" h) Heavy Duty Yellow Flag	FS9025-Y (12" w x 11" h) Heavy Duty Yellow Flag with White Reflexite X	FS8025-Y (12" w x 11" h) Heavy Duty Yellow Flag with Yellow Reflexite X	FST9024-Y (12" w x 9" h)

**SEE PAGES 38 & 39 FOR MOUNTING OPTIONS**



Warn others of your vehicle's presence by attaching a Heavy Duty Quick Disconnect FLAGSTAFF™ Warning Whip to your off-road vehicle. Warning whips, with either High-Vis flag or flag and light, provide easy identification of other vehicles or equipment in your area. FLAGSTAFF™ Quick Disconnect Series 3, 5, 6, 8, 10 or 12 ft flexible white fiberglass whips include heavy duty orange, green or yellow flag, and a Male Quick Disconnect for quick vehicle attachment (**Female Quick Disconnect Base Mount must be purchased separately**). Optional lighted models feature lamp socket, internal electrical wiring and hot plug for power connection. Various lighting and mounting options available as accessories.

## QUICK DISCONNECT WHIPS WITH LIGHTS

MODEL	FLAG SHAPE	DESCRIPTION
<b>12 Foot Lighted Whip Options with Male Quick Disconnect Base</b>		
FS12L-QD	■	12 ft. Whip, 12" w x 11" h Flag* with Male Quick Disconnect Base & Lamp Socket
FS12XL-QD	⊗	12 ft. Whip, 12" w x 11" h Flag* with White Reflexite X, Male Quick Disconnect Base & Lamp Socket
FS12L-QD-NF		12 ft. Whip with NO Flag. Includes Male Quick Disconnect Base & Lamp Socket

\* Specify flag color after Model No: ■ O = Orange ■ G = Green ■ Y = Yellow

<b>10 Foot Lighted Whip Options with Male Quick Disconnect Base</b>		
FS10L-QD	■	10 ft. Whip, 12" w x 11" h Flag* with Male Quick Disconnect Base & Lamp Socket
FS10XL-QD	⊗	10 ft. Whip, 12" w x 11" h Flag* with White Reflexite X, Male Quick Disconnect Base & Lamp Socket
FS10L-QD-NF		10 ft. Whip with NO Flag. Includes Male Quick Disconnect Base & Lamp Socket

\* Specify flag color after Model No: ■ O = Orange ■ G = Green ■ Y = Yellow

<b>8 Foot Lighted Whip Options with Male Quick Disconnect Base</b>		
FS8L-QD	■	8 ft. Whip, 12" w x 11" h Flag* with Male Quick Disconnect Base & Lamp Socket
FS8XL-QD	⊗	8 ft. Whip, 12" w x 11" h Flag* with White Reflexite X, Male Quick Disconnect Base & Lamp Socket
FS8L-QD-NF		8 ft. Whip with NO Flag. Includes Male Quick Disconnect Base & Lamp Socket

\* Specify flag color after Model No: ■ O = Orange ■ G = Green ■ Y = Yellow

<b>6 Foot Lighted Whip Options with Male Quick Disconnect Base</b>		
FS6L-QD	■	6 ft. Whip, 12" w x 11" h Flag* with Male Quick Disconnect Base & Lamp Socket
FS6XL-QD	⊗	6 ft. Whip, 12" w x 11" h Flag* with White Reflexite X, Male Quick Disconnect Base & Lamp Socket
FS6L-QD-NF		6 ft. Whip with NO Flag. Includes Male Quick Disconnect Base & Lamp Socket

\* Specify flag color after Model No: ■ O = Orange ■ G = Green ■ Y = Yellow

<b>5 Foot Lighted Whip Options with Male Quick Disconnect Base</b>		
FS5L-QD	■	5 ft. Whip, 12" w x 11" h Flag* with Male Quick Disconnect Base & Lamp Socket
FS5XL-QD	⊗	5 ft. Whip, 12" w x 11" h Flag* with White Reflexite X, Male Quick Disconnect Base & Lamp Socket
FS5L-QD-NF		5 ft. Whip with NO Flag. Includes Male Quick Disconnect Base & Lamp Socket

\* Specify flag color after Model No: ■ O = Orange ■ G = Green ■ Y = Yellow

<b>3 Foot Lighted Whip Options with Male Quick Disconnect Base</b>		
FS3L-QD	■	3 ft. Whip, 12" w x 11" h Flag* with Male Quick Disconnect Base & Lamp Socket
FS3XL-QD	⊗	3 ft. Whip, 12" w x 11" h Flag* with White Reflexite X, Male Quick Disconnect Base & Lamp Socket
FS3L-QD-NF		3 ft. Whip with NO Flag. Includes Male Quick Disconnect Base & Lamp Socket

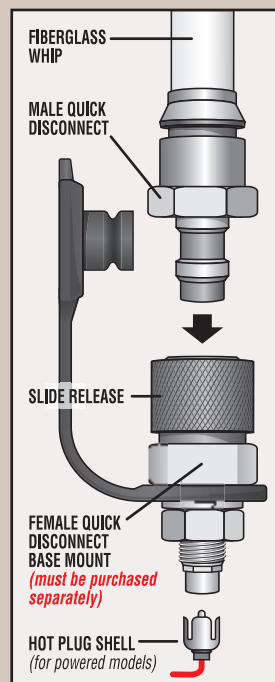
\* Specify flag color after Model No: ■ O = Orange ■ G = Green ■ Y = Yellow

### Quick Disconnect Accessories for Lighted Models

FSQD-B	Female Quick Disconnect Base Mount with Hot Plug & Debris Cap (For Whips with Male Quick Disconnect Base)
FSQD-BPT	Female Quick Disconnect Base Mount with 6" Pigtail and Debris Cap (For Whips with Male Quick Disconnect Base)
FSQD-KIT	Quick Disconnect Base Mount Kit. Includes Male Quick Disconnect with Internal Threaded-Top to convert a Standard Threaded Hex Base Mount into a Male Quick Disconnect. Also includes Female Quick Disconnect Base Mount and Debris Cap.
FSQDBOOT	Quick Disconnect Urethane Protective Boot
FSQDCAP-B	Quick Disconnect Urethane Debris Cap (Used to Cover Female Quick Disconnect Base)

**For lighted models, please choose either Traditional Lens, Rocket Super Bright LEDs, or Glo-Worm Lights from Page 37.**

**SEE PAGES 38 & 39 FOR MOUNTING OPTIONS**

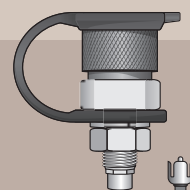


### Quick Disconnect Installation

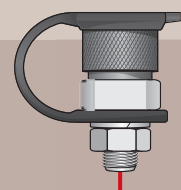
To install, connect Male Quick Disconnect to Female Quick Disconnect by pulling the spring-loaded Slide Release down while firmly pushing the male and female components together and releasing the Slide Release. Attach Hot Plug Shell to the base of the Female Quick Disconnect to supply power to the Whip Light.

### NOTE:

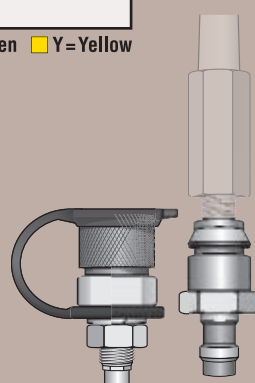
NOTE: FLAGSTAFF™ Warning Whips that utilize our Quick Disconnect System include only a Male Quick Disconnect. To complete the vehicle attachment, a Female Quick Disconnect Base Mount must be purchased separately.



**FSQD-B**  
Female Quick Disconnect Base Mount with Hot Plug and Debris Cap  
(for lighted models)




**FSQD-BPT**  
Female Quick Disconnect Base Mount with 6" Pigtail and Debris Cap  
(for lighted models)



**FSQD-KIT**  
Quick Disconnect Base Mount Kit with Female/Male Components and Debris Cap  
(for lighted models)



**FSQD-BOOT**  
Quick Disconnect Protective Boot



**FSQDCAP-B**  
Quick Disconnect Debris Cap

## QUICK DISCONNECT WHIPS WITHOUT LIGHTS

MODEL	FLAG SHAPE	DESCRIPTION
-------	------------	-------------

### 12 Foot Whip Options without Light with Male Quick Disconnect Base

FS12-QD	■	12 ft. Whip, 12" w x 11" h Flag* with Male Quick Disconnect Base (No Lamp Socket)
FS12X-QD	⊗	12 ft. Whip, 12" w x 11" h Flag* with White Reflexite X & Male Quick Disconnect Base (No Lamp Socket)
FS12-QD-NF		12 ft. Whip with NO Flag. Includes Male Quick Disconnect Base (No Lamp Socket)

\* Specify flag color after Model No: **O** = Orange **G** = Green **Y** = Yellow

### 10 Foot Whip Options without Light with Male Quick Disconnect Base

FS10-QD	■	10 ft. Whip, 12" w x 11" h Flag* with Male Quick Disconnect Base (No Lamp Socket)
FS10X-QD	⊗	10 ft. Whip, 12" w x 11" h Flag* with White Reflexite X & Male Quick Disconnect Base (No Lamp Socket)
FS10-QD-NF		10 ft. Whip with NO Flag. Includes Male Quick Disconnect Base (No Lamp Socket)

\* Specify flag color after Model No: **O** = Orange **G** = Green **Y** = Yellow

### 8 Foot Whip Options without Light with Male Quick Disconnect Base

FS8-QD	■	8 ft. Whip, 12" w x 11" h Flag* with Male Quick Disconnect Base (No Lamp Socket)
FS8X-QD	⊗	8 ft. Whip, 12" w x 11" h Flag* with White Reflexite X & Male Quick Disconnect Base (No Lamp Socket)
FS8-QD-NF		8 ft. Whip with NO Flag. Includes Male Quick Disconnect Base (No Lamp Socket)

\* Specify flag color after Model No: **O** = Orange **G** = Green **Y** = Yellow

### 6 Foot Whip Options without Light with Male Quick Disconnect Base

FS6-QD	■	6 ft. Whip, 12" w x 11" h Flag* with Male Quick Disconnect Base (No Lamp Socket)
FS6X-QD	⊗	6 ft. Whip, 12" w x 11" h Flag* with White Reflexite X & Male Quick Disconnect Base (No Lamp Socket)
FS6-QD-NF		6 ft. Whip with NO Flag. Includes Male Quick Disconnect Base (No Lamp Socket)

\* Specify flag color after Model No: **O** = Orange **G** = Green **Y** = Yellow

### 5 Foot Whip Options without Light with Male Quick Disconnect Base

FS5-QD	■	5 ft. Whip, 12" w x 11" h Flag* with Male Quick Disconnect Base (No Lamp Socket)
FS5X-QD	⊗	5 ft. Whip, 12" w x 11" h Flag* with White Reflexite X & Male Quick Disconnect Base (No Lamp Socket)
FS5-QD-NF		5 ft. Whip with NO Flag. Includes Male Quick Disconnect Base (No Lamp Socket)

\* Specify flag color after Model No: **O** = Orange **G** = Green **Y** = Yellow

### 3 Foot Whip Options without Light with Male Quick Disconnect Base

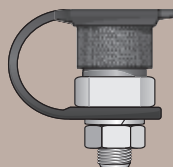
FS3-QD	■	3 ft. Whip, 12" w x 11" h Flag* with Male Quick Disconnect Base (No Lamp Socket)
FS3X-QD	⊗	3 ft. Whip, 12" w x 11" h Flag* with White Reflexite X & Male Quick Disconnect Base (No Lamp Socket)
FS3-QD-NF		3 ft. Whip with NO Flag. Includes Male Quick Disconnect Base (No Lamp Socket)

\* Specify flag color after Model No: **O** = Orange **G** = Green **Y** = Yellow

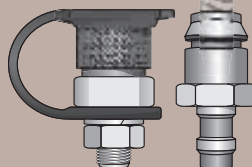
### Quick Disconnect Accessories for Models without Lights

FSQDB-DUD	NON-Lighted Female Quick Disconnect Base Mount with Debris Cap (For Whips with Male Quick Disconnect Base - see below)
FSQDKIT-DUD	NON-Lighted Quick Disconnect Base Mount Kit. Includes Male Quick Disconnect with Internal Threaded-Top to convert a Standard Threaded Hex Base Mount into a Male Quick Disconnect. Also includes Female Quick Disconnect Base Mount and Debris Cap.
FSQDBOOT	Quick Disconnect Urethane Protective Boot
FSQDCAP-B	Quick Disconnect Urethane Debris Cap (Used to Cover Female Quick Disconnect Base)

**SEE PAGES 38 & 39  
FOR MOUNTING OPTIONS**




FSQDB-DUD  
Female Quick  
Disconnect Base  
Mount with  
Debris Cap  
(for non-lighted models)



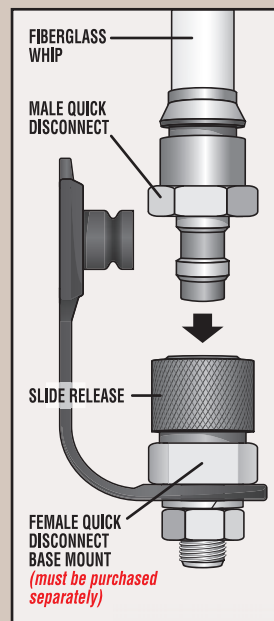
FSQDKIT-DUD  
Quick Disconnect Base  
Mount Kit with Female/Male  
Components and  
Debris Cap  
(for non-lighted models)



FSQD-BOOT  
Quick Disconnect  
Protective Boot



FSQDCAP-B  
Quick Disconnect  
Debris Cap




### Quick Disconnect Installation

To install, connect Male Quick Disconnect to Female Quick Disconnect by pulling the spring-loaded Slide Release down while firmly pushing the male and female components together and releasing the Slide Release.

### NOTE:

NOTE: FLAGSTAFF™ Warning Whips that utilize our Quick Disconnect System include only a Male Quick Disconnect. To complete the vehicle attachment, a Female Quick Disconnect Base Mount must be purchased separately.





Warn others of your vehicle's presence by attaching a Heavy Duty Split Pole FLAGSTAFF™ Warning Whip to your off-road vehicle. These segmented whips have a Quick Disconnect connection in the center so they can quickly be broken down into manageable pieces for storage in a toolbox, trunk, or the back of the truck. With either High-Vis flag or flag and light, these warning whips provide easy identification of other vehicles or equipment in your area. FLAGSTAFF™ Split Pole Industrial Series 8, 10 or 12 ft flexible white fiberglass whips include heavy duty orange, green or yellow flag, and a Male Quick Disconnect for quick vehicle attachment (**Female Quick Disconnect Base Mount must be purchased separately**). Optional lighted models feature lamp socket and internal electrical wiring for power connection. Various lighting and mounting options available as accessories.



## SPLIT POLE WHIPS WITH LIGHTS

FLAG MODEL SHAPE	DESCRIPTION
FS12L-SPQD	12 ft. Split Pole Whip, 12" w x 11" h Flag* with Male Quick Disconnect Base & Lamp Socket
FS12XL-SPQD	12 ft. Split Pole Whip, 12" w x 11" h Flag* with White Reflexite X, Male Quick Disconnect Base & Lamp Socket
FS12L-SPQD-NF	12 ft. Split Pole Whip with NO Flag, Includes Male Quick Disconnect Base & Lamp Socket

\* Specify flag color after Model No: ■ O = Orange ■ G = Green ■ Y = Yellow

### 10 Foot Split Pole Lighted Whip Options with Male Quick Disconnect Base

FS10L-SPQD	10 ft. Split Pole Whip, 12" w x 11" h Flag* with Male Quick Disconnect Base & Lamp Socket
FS10XL-SPQD	10 ft. Split Pole Whip, 12" w x 11" h Flag* with White Reflexite X, Male Quick Disconnect Base & Lamp Socket
FS10L-SPQD-NF	10 ft. Split Pole Whip with NO Flag, Includes Male Quick Disconnect Base & Lamp Socket

\* Specify flag color after Model No: ■ O = Orange ■ G = Green ■ Y = Yellow

### 8 Foot Split Pole Lighted Whip Options with Male Quick Disconnect Base

FS8L-SPQD	8 ft. Split Pole Whip, 12" w x 11" h Flag* with Male Quick Disconnect Base & Lamp Socket
FS8XL-SPQD	8 ft. Split Pole Whip, 12" w x 11" h Flag* with White Reflexite X, Male Quick Disconnect Base & Lamp Socket
FS8L-SPQD-NF	8 ft. Split Pole Whip with NO Flag, Includes Male Quick Disconnect Base & Lamp Socket

\* Specify flag color after Model No: ■ O = Orange ■ G = Green ■ Y = Yellow

### Quick Disconnect Accessories for Lighted Models (see below)

FSQD-B	Female Quick Disconnect Base Mount with Hot Plug & Debris Cap (For Whips with Male Quick Disconnect Base - see below)
FSQD-BPT	Female Quick Disconnect Base Mount with 6" Pigtail and Debris Cap (For Whips with Male Quick Disconnect Base - see below)
FSQD-KIT	Quick Disconnect Base Mount Kit. Includes Male Quick Disconnect with Internal Threaded-Top to convert a Standard Threaded Hex Base Mount into a Male Quick Disconnect. Also includes Female Quick Disconnect Base Mount and Debris Cap.
FSQDBOOT	Quick Disconnect Urethane Protective Boot
FSQDCAP-B	Quick Disconnect Urethane Debris Cap (Used to Cover Female Quick Disconnect Base)

**For lighted models, please choose either Traditional Lens, Rocket Super Bright LEDs, or Glo-Worm Lights from Page 37.**

## SPLIT POLE WHIPS WITHOUT LIGHTS

FLAG MODEL SHAPE	DESCRIPTION
FS12-SPQD	12 ft. Split Pole Whip, 12" w x 11" h Flag* with Male Quick Disconnect Base (No Lamp Socket)
FS12X-SPQD	12 ft. Split Pole Whip, 12" w x 11" h Flag* with White Reflexite X & Male Quick Disconnect Base (No Lamp Socket)
FS12-SPQD-NF	12 ft. Split Pole Whip with NO Flag, Includes Male Quick Disconnect Base (No Lamp Socket)

\* Specify flag color after Model No: ■ O = Orange ■ G = Green ■ Y = Yellow

### 10 Foot Split Pole Whip Options without Light with Male Quick Disconnect Base

FS10-SPQD	10 ft. Split Pole Whip, 12" w x 11" h Flag* with Male Quick Disconnect Base (No Lamp Socket)
FS10X-SPQD	10 ft. Split Pole Whip, 12" w x 11" h Flag* with White Reflexite X & Male Quick Disconnect Base (No Lamp Socket)
FS10-SPQD-NF	10 ft. Split Pole Whip with NO Flag, Includes Male Quick Disconnect Base (No Lamp Socket)

\* Specify flag color after Model No: ■ O = Orange ■ G = Green ■ Y = Yellow

### 8 Foot Split Pole Whip Options without Light with Male Quick Disconnect Base

FS8-SPQD	8 ft. Split Pole Whip, 12" w x 11" h Flag* with Male Quick Disconnect Base (No Lamp Socket)
FS8X-SPQD	8 ft. Split Pole Whip, 12" w x 11" h Flag* with White Reflexite X & Male Quick Disconnect Base (No Lamp Socket)
FS8-SPQD-NF	8 ft. Split Pole Whip with NO Flag, Includes Male Quick Disconnect Base (No Lamp Socket)


\* Specify flag color after Model No: ■ O = Orange ■ G = Green ■ Y = Yellow

### Quick Disconnect Accessories for Models without Lights (see below)


FSQDB-DUD	NON-Lighted Female Quick Disconnect Base Mount with Debris Cap (For Whips with Male Quick Disconnect Base - see below)
FSQDKIT-DUD	NON-Lighted Quick Disconnect Base Mount Kit. Includes Male Quick Disconnect with Internal Threaded-Top to convert a Standard Threaded Hex Base Mount into a Male Quick Disconnect. Also includes Female Quick Disconnect Base Mount and Debris Cap.
FSQDBOOT	Quick Disconnect Urethane Protective Boot
FSQDCAP-B	Quick Disconnect Debris Cap (Used to Cover Female Quick Disconnect Base)



### QUICK DISCONNECT ACCESSORIES



FSQDCAP-B  
Quick Disconnect  
Debris Cap

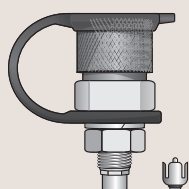


FSQD-BOOT  
Quick Disconnect  
Protective Boot

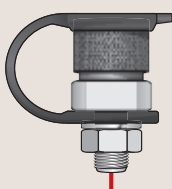
## SEE PAGES 38 & 39 FOR MOUNTING OPTIONS

### FEMALE QUICK DISCONNECT BASE MOUNTS

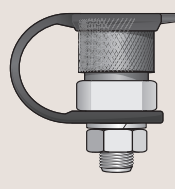
NOTE: Female Quick Disconnect Base Mount must be purchased separately.



FSQD-B  
Female Quick  
Disconnect Base  
Mount with Hot Plug  
and Debris Cap  
(for lighted models)

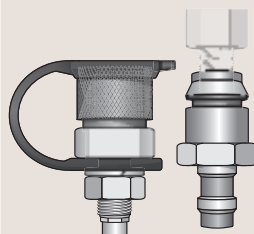


FSQD-BPT  
Female Quick  
Disconnect Base  
Mount with 6" Pigtail  
and Debris Cap  
(for lighted models)

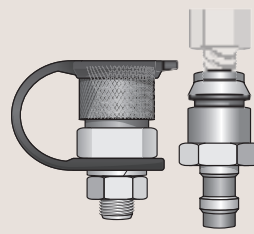


FSQDB-DUD  
Female Quick  
Disconnect Base  
Mount with  
Debris Cap  
(for non-lighted models)

### QUICK DISCONNECT BASE MOUNT KITS



FSQD-KIT  
Quick Disconnect Base  
Mount Kit with Female/Male  
Components and  
Debris Cap  
(for lighted models)



FSQDKIT-DUD  
Quick Disconnect Base  
Mount Kit with Female/Male  
Components and  
Debris Cap  
(for non-lighted models)

# FLAGSTAFF HEAVY DUTY WHIPS

FLAGSTAFF™ Heavy Duty Warning Whips are available with a variety of lighting options.

## TRADITIONAL LENS



FS7020-C



FS7020-A



FS7020-R



FS7020-B



FS7020-G

## GLO-WORM™ LIGHTS



FSLED12-6-C



FSLED12-6-A



FSLED12-6-R



FSLED12-6-B



FSLED12-6-G

## ROCKET™ SUPER BRIGHT LED LIGHTS (360° VISIBILITY)



FSRKT-3AF/3RF (Flashing LED)



FSRKT-6ANF (Non-Flashing LED)



FSRKT-6AF (Flashing LED)



FSRKT-6RNF (Non-Flashing LED)



FSRKT-6RF (Flashing LED)




FSRKT-6GNF (Non-Flashing LED)



FSRKT-6GF (Flashing LED)

## TRADITIONAL LENS

*Lens, Metal Cap, and Bulb must be ordered separately to complete Traditional Lens assembly*

MODEL	COLOR	DESCRIPTION	
FS7020-C		Traditional High Impact Plastic Lens Clear	 12 Volt Lamp  Traditional Lens
FS7020-A		Traditional High Impact Plastic Lens Amber	
FS7020-R		Traditional High Impact Plastic Lens Red	
FS7020-B		Traditional High Impact Plastic Lens Blue	
FS7020-G		Traditional High Impact Plastic Lens Green	
FS9030		Lamp, 12 Volt (1156) 38CP (2.1 Amps)	
FS7004		Chrome Plated Metal Lens Cap (Use with any Model 7020 Lens)	

## GLO-WORM LIGHTS

MODEL	COLOR	VOLT	DESCRIPTION
FSLED12-6-C		12	Glo-Worm LED Light, 6 in. Length Clear
FSLED12-6-A		12	Glo-Worm LED Light, 6 in. Length Amber
FSLED12-6-R		12	Glo-Worm LED Light, 6 in. Length Red
FSLED12-6-B		12	Glo-Worm LED Light, 6 in. Length Blue
FSLED12-6-G		12	Glo-Worm LED Light, 6 in. Length Green

## ROCKET SUPER BRIGHT LED LIGHTS\*


MODEL	COLOR	VOLT	DESCRIPTION
FSRKT-3AF/3RF		6-12	Super Bright Flashing LED Light (.08-.25 Amps) 3 Amber/3 Red
FSRKT-6ANF		6-12	Super Bright Non-Flashing LED Light (.08-.25 Amps) 6 Amber
FSRKT-6AF		6-12	Super Bright Flashing LED Light (.08-.25 Amps) 6 Amber
FSRKT-6RNF		6-12	Super Bright Non-Flashing LED Light (.08-.25 Amps) 6 Red
FSRKT-6RF		6-12	Super Bright Flashing LED Light (.08-.25 Amps) 6 Red
FSRKT-6GNF		6-12	Super Bright Non-Flashing LED Light (.08-.25 Amps) 6 Green
FSRKT-6GF		6-12	Super Bright Flashing LED Light (.08-.25 Amps) 6 Green

▶ \*See flashing lights in action at [checkersindustrial.com](http://checkersindustrial.com)!




# FLAGSTAFF HEAVY DUTY WHIPS


## HOT PLUGS



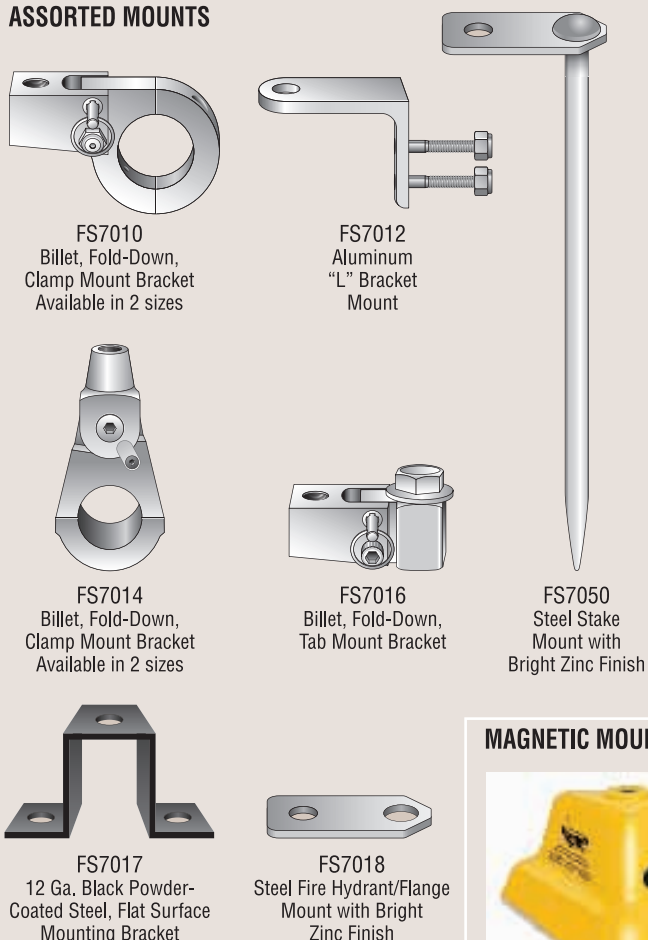
## EASY MOUNT ADAPTERS



## SPRING MOUNTS



## ASSORTED MOUNTS



## MODEL

## DESCRIPTION

### Hot Plugs

FS9026	Hot Plug
FS9028	Hot Plug with 6" Hot Wire Pigtail

### Easy Mount Adapters

FS7008	Easy Mount Adapter with 6" Hot Wire Pigtail
FS7008-2	Easy Mount Adapter with 6" Hot Wire and Ground Wire Pigtails

### Spring Mounts

FS7006	Chrome Plated Heavy Duty Spring Mount for Lighted Flagstaff's up to 8 ft.
FS7006-DUD	Chrome Plated Heavy Duty Spring Mount for Non-Lighted Flagstaff's up to 8 ft.
FS7006U	Chrome Plated Ultra Heavy Duty Spring Mount for Lighted Flagstaff's over 8 ft.
FS7006U-DUD	Chrome Plated Ultra Heavy Duty Spring Mount for Non-Lighted Flagstaff's over 8 ft.

### Assorted Mounts

FS7010-1.5	Billet, Fold-Down, Clamp Mount Bracket for 1.5" Round Tubing
FS7010-1.75	Billet, Fold-Down, Clamp Mount Bracket for 1.75" Round Tubing
FS7012	Aluminum "L" Bracket Mount (Mounting Hardware Included)
FS7014-1.5	Billet, Fold-Down, Clamp Mount Bracket for 1.5" Round Tubing
FS7014-1.75	Billet, Fold-Down, Clamp Mount Bracket for 1.75" Round Tubing
FS7016	Billet, Fold-Down, Tab Mount Bracket
FS7017	12 Ga. Black Powder-Coated Steel, Flat Surface Mounting Bracket
FS7018	Steel Fire Hydrant/Flange Mount with Bright Zinc Finish
FS7050	Steel Stake Mount with Bright Zinc Finish

### Magnetic Mount Bases

FS7009	Magnetic Mount Base with Handle (For Whips without Lights)
FS7009PC	Magnetic Mount Base with Handle and Coiled Power Cord with Lighter Plug
FS7009PCS	Magnetic Mount Base with Handle and Coiled Power Cord with Switch on Lighter Plug

### Quick Disconnect Components (see next page)

FSQD-B	Female Quick Disconnect Base Mount with Hot Plug & Debris Cap (For Whips with Male Quick Disconnect Base)
FSQD-BPT	Female Quick Disconnect Base Mount with 6" Pigtail and Debris Cap (For Whips with Male Quick Disconnect Base)
FSQDB-DUD	NON-Lighted Female Quick Disconnect Base Mount with Debris Cap (For Whips with Male Quick Disconnect Base)
FSQD-KIT	Quick Disconnect Base Mount Kit. Includes Male Quick Disconnect with Internal Threaded-Top to convert a Standard Threaded Hex Base Mount into a Male Quick Disconnect. Also includes Female Quick Disconnect Base Mount and Debris Cap.
FSQDKIT-DUD	NON-Lighted Quick Disconnect Base Mount Kit. Includes Male Quick Disconnect with Internal Threaded-Top to convert a Standard Threaded Hex Base Mount into a Male Quick Disconnect. Also includes Female Quick Disconnect Base Mount and Debris Cap.
FSQDBOOT	Quick Disconnect Urethane Protective Boot
FSQDCAP-B	Quick Disconnect Urethane Debris Cap (Used to Cover Female Quick Disconnect Base)

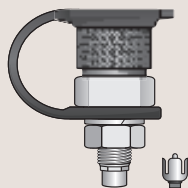
### Hitch Mounts (see next page)

FS7015	2" Hitch Mount with Threaded Hex Base (Non-Powered)
FS7015PC	2" Hitch Mount with Threaded Hex Base and 24" Power Cord
FS7015PC-BU	2" Hitch Mount with Threaded Hex Base, 24" Power Cord and Back-Up Alarm
FS7015-QD	2" Hitch Mount with Female Quick Disconnect Base (Non-Powered)
FS7015PC-QD	2" Hitch Mount with Female Quick Disconnect Base and 24" Power Cord
FS7015PC-BU-QD	2" Hitch Mount with Female Quick Disconnect Base, 24" Power Cord and Back-Up Alarm

## MAGNETIC MOUNT BASES

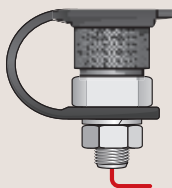


### FEMALE QUICK DISCONNECT BASE MOUNTS



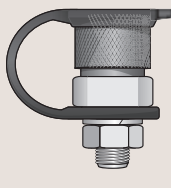
**FSQD-B**

Female Quick Disconnect Base Mount with Hot Plug and Debris Cap (for lighted models)



**FSQD-BPT**

Female Quick Disconnect Base Mount with 6" Pigtail and Debris Cap (for lighted models)




**FSQDB-DUD**

Female Quick Disconnect Base Mount with Debris Cap (for non-lighted models)

### NOTE:

FLAGSTAFF™ Warning Whips that utilize our Quick Disconnect System include only a Male Quick Disconnect. To complete the vehicle attachment, a Female Quick Disconnect Base Mount must be purchased separately.

### QUICK DISCONNECT ACCESSORIES



**FSQDCAP-B**  
Quick Disconnect Debris Cap

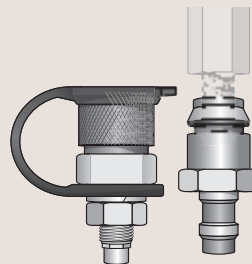


**FSQD-BOOT**  
Quick Disconnect Protective Boot

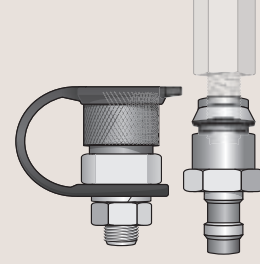
### QUICK DISCONNECT COMPONENTS

#### QUICK DISCONNECT BASE MOUNT KITS

Includes Male Quick Disconnect with Internal Threaded-Top to convert a Standard Threaded Hex Base Mount into a Male Quick Disconnect. Also includes Female Quick Disconnect Base Mount and Debris Cap.

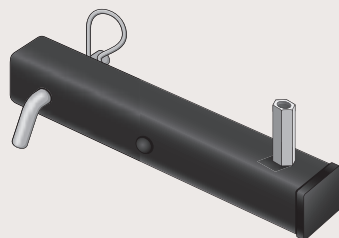


**FSQD-KIT**  
Quick Disconnect Base Mount Kit with Female/Male Components and Debris Cap (for lighted models)

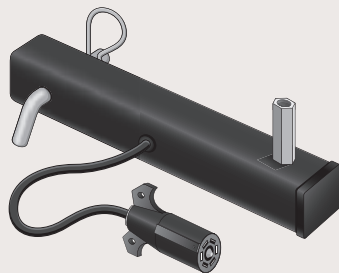


**FSQDKIT-DUD**  
Quick Disconnect Base Mount Kit with Female/Male Components and Debris Cap (for non-lighted models)

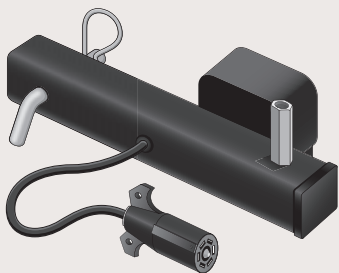
### HITCH MOUNTS WITH THREADED HEX BASE



**FS7015**  
2" Hitch Mount with Threaded Hex Base (Non-Powered)



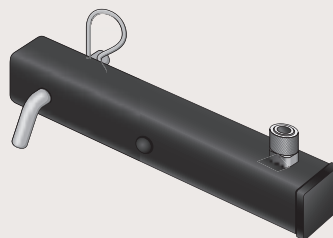
**FS7015PC**  
2" Hitch Mount with Threaded Hex Base and 24" Power Cord



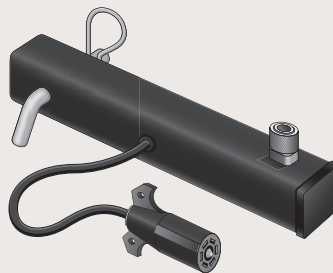
**FS7015PC-BU**  
2" Hitch Mount with Threaded Hex Base, 24" Power Cord and Back-Up Alarm




### HITCH MOUNTS WITH QUICK DISCONNECT BASE



**FS7015-QD**  
2" Hitch Mount with Female Quick Disconnect Base (Non-Powered)



**FS7015PC-QD**  
2" Hitch Mount with Female Quick Disconnect Base Mount and 24" Power Cord



**FS7015PC-BU-QD**  
2" Hitch Mount with Female Quick Disconnect Base Mount, 24" Power Cord and Back-Up Alarm







# EXTRA HEAVY DUTY GORILLA-STRENGTH

## FLAGSTAFF POWER WHIPS


Flagstaff™ Gorilla-Strength Power Whips are the newest addition to our Flagstaff Warning Whips product line. These flexible white fiberglass whips are available in 3, 5, 6, 8, 10 or 12 foot lengths and include a heavy duty orange, green, or yellow flag and mounting base for vehicle attachment. Various interchangeable lighting and mounting options are available as accessories. The optional ultra heavy duty spring is engineered to provide firm vertical support to the whip at higher vehicle speeds than standard spring mounts.

To prevent deterioration, a weather-resistant, polyolefin heat-shrink tubing is used to seal the interchangeable lamp and socket to prevent moisture, chemicals, and debris from contacting electrical connectors. The hex base is also sealed to provide additional protection.

For improved durability, Flagstaff™ Gorilla-Strength Power Whips feature a high quality, continuous power cable that extends from the lamp through the hex base and optional ultra heavy duty spring mount. This eliminates pinched wires, multiple solder joints, and hot plug power connections - all of which can cause failure due to corrosion. The custom designed power cable is molded into the whip and consists of 2 conductor, 20 AWG, 19 x 32 strand, triple-coated thermoplastic elastomer (TPE) insulation and features a cold temperature rating of -75° C/-103° F.

Flagstaff™ Gorilla-Strength Power Whips have a weather-shield coating of a two-part polyurethane, enamel paint finish to help protect against fiberglass deterioration such as fiber bloom or exposed fiberglass slivers.

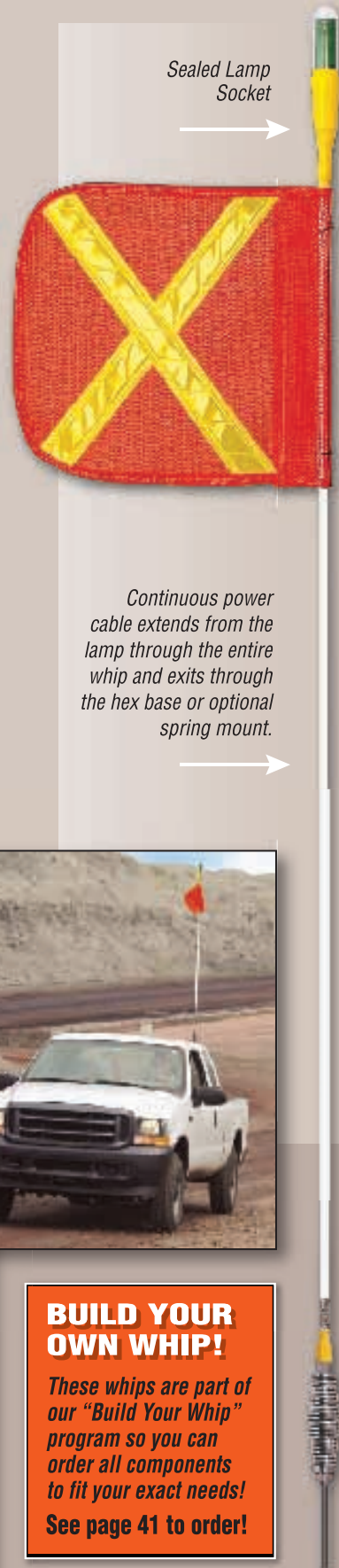
Flagstaff™ Gorilla-Strength Power Whips can be ordered completely assembled, with or without spring and lamp, and ready for installation.



Flagstaff™ Gorilla-Strength Power Whips feature a custom designed, continuous power cable that extends from the lamp through the hex base and optional ultra heavy duty spring mount, which eliminates pinched wires, multiple solder joints, and hot plug power connections that can cause failure due to corrosion. This cable is molded into the whip and features a cold temperature rating of -75° C/-103° F.

### FEATURES

- Available in 3, 5, 6, 8, 10 or 12 foot lengths
- Completely sealed lamp, socket, and hex base prevent deterioration
- High quality, continuous power cable from lamp through hex base and optional ultra heavy duty spring mount
- Triple-coated thermoplastic elastomer (TPE) insulated power cable
- -75° C/-103° F temperature rating of power cable
- Weather-shield polyurethane enamel paint finish to help protect against fiberglass deterioration such as fiber bloom or exposed fiberglass slivers.
- Optional ultra heavy duty spring provides increased vertical support at higher speeds
- Interchangeable light options
- Order completely assembled and ready for installation



### BUILD YOUR OWN WHIP!

These whips are part of our "Build Your Whip" program so you can order all components to fit your exact needs!

See page 41 to order!



### BUILD YOUR OWN GORILLA-STRENGTH WHIP!

To build your own Flagstaff Gorilla-Strength Whip, create a custom part number by selecting one code from each column below and transfer that code to the white lines below the arrows. When all of the white lines are filled, you will have completed the part number necessary to order your custom designed Flagstaff Gorilla-Strength Whip!

A WHIP LENGTH	B WHIP COLOR	C WIRING OPTIONS	D MOUNTING BASE	E FLAG SIZE	F FLAG COLOR	G REFLEXITE X	H LIGHTING OPTIONS
3 5 6 8 10 12	WT	1	HB UH	S1 S2	GN OR YL	N Y W	8 9 10 11 12 13 14 15 16 17 18 19

GORILLA  
STRENGTH  
PREFIX

G

WT

1

#### PART NUMBER REFERENCE GUIDE FOR FLAGSTAFF GORILLA-STRENGTH "BUILD YOUR OWN WHIP" PRODUCTS

- **Prefix**

G=Gorilla Strength

- **Column A is Whip Length**

3', 5', 6', 8', 10', 12'

- **Column B is Whip Color**

WT=White

- **Column C is Wiring**

1=Lamp socket with 24" pigtail

- **Column D is Mounting Base (See Page 40)**

HB=Hex Base; UH=Ultra Heavy Duty Spring with Hex Base

- **Column E is Flag Size (See Page 43)**

S1=12" x 11"; S2=16" x 16"

- **Column F is Flag Color (See Page 43)**

GN=Green; OR=Orange; YL=Yellow

- **Column G is Reflexite X (See Page 43)**

N=No Reflexite (Standard color flag only); Y=Yellow Reflexite X;  
W=White Reflexite X

- **Column H is Lighting Options (See Page 42)**

8=GSRKT-6AF	12=GSRKT-6GF	16=GSLED12-6-A
9=GSRKT-6ANF	13=GSRKT-6GNF	17=GSLED12-6-R
10=GSRKT-6RF	14=GSRKT-3AF/3RF	18=GSLED12-6-B
11=GSRKT-6RNF	15=GSLED12-6-C	19=GSLED12-6-G

For example, a G12WT1UHS2ORY12 would be a Gorilla-Strength 12 foot white whip with a 24" pigtail lamp socket, ultra heavy duty spring with hex base, 16" x 16" orange flag with a yellow reflexite X, and a green flashing Rocket LED light.



Flagstaff™ Gorilla-Strength Power Whips are available with a variety of interchangeable, weather-resistant lighting options, all of which include a polyolefin heat-shrink tubing around the base of the lamp to prevent moisture, chemicals, and debris from contacting the electrical connections.

## ROCKET™ SUPER BRIGHT LED LIGHTS (360° VISIBILITY)



GSRKT-6AF (Flashing LED)



GSRKT-6ANF (Non-Flashing LED)



GSRKT-6RF (Flashing LED)



GSRKT-6RNF (Non-Flashing LED)



GSRKT-6GF (Flashing LED)



GSRKT-6GNF (Non-Flashing LED)



GSRKT-3AF/3RF (Flashing LED)

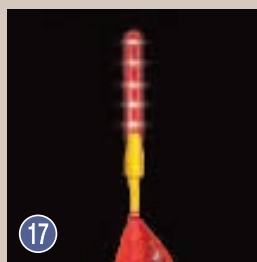
## GLO-WORM™ LIGHTS



GSLED12-6-C



GSLED12-6-A



GSLED12-6-R



GSLED12-6-B



GSLED12-6-G

# = Build Your Own Whip Reference Number


## ROCKET SUPER BRIGHT LED LIGHTS\* WITH HEAT-SHRINK TUBING

MODEL	COLOR	VOLT	DESCRIPTION
GSRKT-6ANF	Amber	6-12	Super Bright Non-Flashing LED Light (.08-.25 Amps) 6 Amber
GSRKT-6AF	Amber	6-12	Super Bright Flashing LED Light (.08-.25 Amps) 6 Amber
GSRKT-6RNF	Red	6-12	Super Bright Non-Flashing LED Light (.08-.25 Amps) 6 Red
GSRKT-6RF	Red	6-12	Super Bright Flashing LED Light (.08-.25 Amps) 6 Red
GSRKT-6GNF	Green	6-12	Super Bright Non-Flashing LED Light (.08-.25 Amps) 6 Green
GSRKT-6GF	Green	6-12	Super Bright Flashing LED Light (.08-.25 Amps) 6 Green
GSRKT-3AF/3RF	3-Color	6-12	Super Bright Flashing LED Light (.08-.25 Amps) 3 Amber/3 Red

▶ \*See flashing lights in action at [checkersindustrial.com](http://checkersindustrial.com)!

## GLO-WORM LIGHTS WITH HEAT-SHRINK TUBING

MODEL	COLOR	VOLT	DESCRIPTION
GSLED12-6-C	Clear	12	Glo-Worm LED Light, 6 in. Length Clear
GSLED12-6-A	Amber	12	Glo-Worm LED Light, 6 in. Length Amber
GSLED12-6-R	Red	12	Glo-Worm LED Light, 6 in. Length Red
GSLED12-6-B	Blue	12	Glo-Worm LED Light, 6 in. Length Blue
GSLED12-6-G	Green	12	Glo-Worm LED Light, 6 in. Length Green



## Interchangeable lamps are easy to install!

Gorilla-Strength Power Whips feature interchangeable lights so there is no need to return your whips to the factory for lamp replacement. To replace a lamp, simply:

1. Slit the heat-shrink tubing
2. Remove the old lamp
3. Install the new lamp
4. Reseal with new heat-shrink tubing, which is included with all new lamps.




Flagstaff™ Gorilla-Strength Power Whips are available with a variety of mounting options for sturdy vehicle attachment.

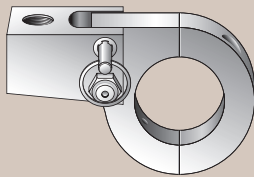
## OPTIONAL MOUNTING ACCESSORIES FOR GORILLA-STRENGTH WHIPS

### GORILLA-STRENGTH MOUNTING ACCESSORIES

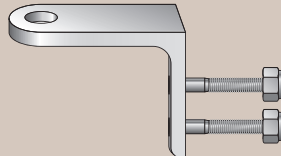
MODEL	DESCRIPTION
FS7006U-DUD	Chrome Plated Extra Heavy Duty Spring Mount for Gorilla-Strength Whips
FS7010-1.5	Billet, Fold-Down, Clamp Mount Bracket for 1.5" Round Tubing
FS7010-1.75	Billet, Fold-Down, Clamp Mount Bracket for 1.75" Round Tubing
FS7012	Aluminum "L" Bracket Mount (Mounting Hardware Included)
FS7016	Billet, Fold-Down, Tab Mount Bracket
FS7017	12 Ga. Black Powder-Coated Steel, Flat Surface Mounting Bracket



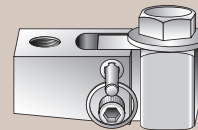
FS7006U-DUD  
Ultra Heavy Duty  
Spring Mount  
with Lock Washer  
and Jam Nut




FS7010  
Billet, Fold-Down,  
Clamp Mount Bracket  
Available in 2 sizes



FS7012  
Aluminum  
"L" Bracket Mount



FS7016  
Billet, Fold-Down,  
Tab Mount Bracket



FS7017  
12 Ga. Black Powder-  
Coated Steel, Flat Surface  
Mounting Bracket

## HIGH VISIBILITY REPLACEMENT FLAGS

### FOR GORILLA-STRENGTH WHIPS

#### FLAGSTAFF™ HEAVY DUTY FLAGS

MODEL	COLOR	DESCRIPTION
FS9024-O	Orange	Standard Heavy Duty, Plastic Coated, Nylon Mesh, Orange Flag, 12" w x 11" h (Mounting Clips included)
FS9025-O	Orange with White Reflexite X	Same Heavy Duty Orange Flag as FS9024 with a White Reflexite X
FS8025-O	Orange with Yellow Reflexite X	Same Heavy Duty Orange Flag as FS9024 with a Yellow Reflexite X
FS9024-16-O	Orange	Standard Heavy Duty, Plastic Coated, Nylon Mesh, Orange Flag 16" w x 16" h (Mounting Clips included)
FS9025-16-O	Orange with White Reflexite X	Same Heavy Duty Orange Flag as FS9024-16 with a White Reflexite X
FS8025-16-O	Orange with Yellow Reflexite X	Same Heavy Duty Orange Flag as FS9024-16 with a Yellow Reflexite X
FST9024-O	Orange	Triangular Heavy Duty, Plastic Coated, Nylon Mesh, Orange Flag 12" w x 9" h (Mounting Clips included)
FS9024-G	Green	Standard Heavy Duty, Plastic Coated, Nylon Mesh, Green Flag 12" w x 11" h (Mounting Clips included)
FS9025-G	Green with White Reflexite X	Same Heavy Duty Green Flag as FS9024-G with a White Reflexite X
FS8025-G	Green with Yellow Reflexite X	Same Heavy Duty Green Flag as FS9024-G with a Yellow Reflexite X
FS9024-16-G	Green	Standard Heavy Duty, Plastic Coated, Nylon Mesh, Green Flag 16" w x 16" h (Mounting Clips included)
FS9025-16-G	Green with White Reflexite X	Same Heavy Duty Green Flag as FS9024-16-G with a White Reflexite X
FS8025-16-G	Green with Yellow Reflexite X	Same Heavy Duty Green Flag as FS9024-16-G with a Yellow Reflexite X
FST9024-G	Green	Triangular Heavy Duty, Plastic Coated, Nylon Mesh, Green Flag 12" w x 9" h (Mounting Clips included)
FS9024-Y	Yellow	Standard Heavy Duty, Plastic Coated, Nylon Mesh, Yellow Flag 12" w x 11" h (Mounting Clips included)
FS9025-Y	Yellow with White Reflexite X	Same Heavy Duty Yellow Flag as FS9024-G with a White Reflexite X
FS8025-Y	Yellow with Yellow Reflexite X	Same Heavy Duty Yellow Flag as FS9024-G with a Yellow Reflexite X
FS9024-16-Y	Yellow	Standard Heavy Duty, Plastic Coated, Nylon Mesh, Yellow Flag 16" w x 16" h (Mounting Clips included)
FS9025-16-Y	Yellow with White Reflexite X	Same Heavy Duty Yellow Flag as FS9024Y-16-Y with a White Reflexite X
FS8025-16-Y	Yellow with Yellow Reflexite X	Same Heavy Duty Yellow Flag as FS9024Y-16-Y with a Yellow Reflexite X
FST9024-Y	Yellow	Triangular Heavy Duty, Plastic Coated, Nylon Mesh, Yellow Flag 12" w x 9" h (Mounting Clips included)

Nylon Mesh Pattern



RECTANGULAR FLAGS BELOW ARE AVAILABLE IN 2 SIZES:



FS9024-O (12" w x 11" h)  
FS9024-16-O (16" w x 16" h)  
Heavy Duty Orange Flag



FS9025-O (12" w x 11" h)  
FS9025-16-O (16" w x 16" h)  
Heavy Duty Orange  
Flag with White Reflexite X



FS8025-O (12" w x 11" h)  
FS8025-16-O (16" w x 16" h)  
Heavy Duty Orange  
Flag with Yellow Reflexite X



FST9024-O  
(12" w x 9" h)



FS9024-G (12" w x 11" h)  
FS9024-16-G (16" w x 16" h)  
Heavy Duty Green Flag



FS9025-G (12" w x 11" h)  
FS9025-16-G (16" w x 16" h)  
Heavy Duty Green  
Flag with White Reflexite X



FS8025-G (12" w x 11" h)  
FS8025-16-G (16" w x 16" h)  
Heavy Duty Green  
Flag with Yellow Reflexite X



FST9024-G  
(12" w x 9" h)



FS9024-Y (12" w x 11" h)  
FS9024-16-Y (16" w x 16" h)  
Heavy Duty Yellow Flag



FS9025-Y (12" w x 11" h)  
FS9025-16-Y (16" w x 16" h)  
Heavy Duty Yellow  
Flag with White Reflexite X



FS8025-Y (12" w x 11" h)  
FS8025-16-Y (16" w x 16" h)  
Heavy Duty Yellow  
Flag with Yellow Reflexite X



FST9024-Y  
(12" w x 9" h)



CABLE PROTECTION

Lewden Cable Protection • Argall Avenue, London, E10 7QD • T: 020 8539 0237 • E: sales@lewden.co.uk • www.lewden.com

## NON-LIGHTED WARNING WHIPS

The FLAGSTAFF™ Light Duty Series consists of a repairable .30 inch diameter, 7 foot flexible fiberglass whip with orange flag and threaded hex mounting base for vehicle attachment. Various whip colors are available. Various mounting options are available as accessories.

### FLAGSTAFF™ LIGHT DUTY NON-LIGHTED WARNING WHIPS

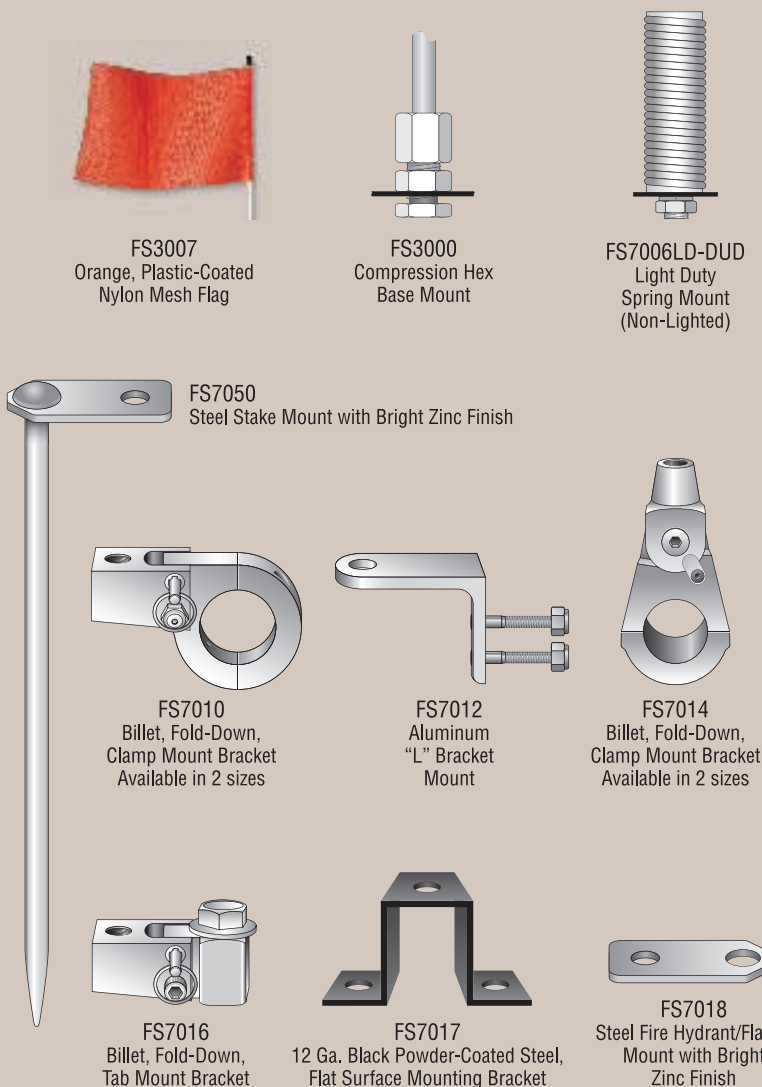
MODEL	DESCRIPTION
FSRR7B-HB	BLACK 7 ft. Whip with Flag and Threaded Hex Mounting Base - No Lamp Socket
FSRR7BLU-HB	BLUE 7 ft. Whip with Flag and Threaded Hex Mounting Base - No Lamp Socket
FSRR7DGG-HB	DAY-GLOW GREEN 7 ft. Whip with Flag and Threaded Hex Mounting Base - No Lamp Socket
FSRR7G-HB	GREEN 7 ft. Whip with Flag and Threaded Hex Mounting Base - No Lamp Socket
FSRR7O-HB	ORANGE 7 ft. Whip with Flag and Threaded Hex Mounting Base - No Lamp Socket
FSRR7R-HB	RED 7 ft. Whip with Flag and Threaded Hex Mounting Base - No Lamp Socket
FSRR7W-HB	WHITE 7 ft. Whip with Flag and Threaded Hex Mounting Base - No Lamp Socket
FSRR7Y-HB	YELLOW 7 ft. Whip with Flag and Threaded Hex Mounting Base - No Lamp Socket

*Custom Lengths Available*



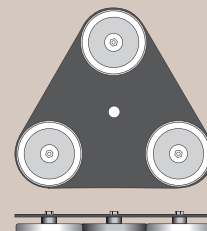
*8 Whip Colors Available!*

## LIGHT DUTY ACCESSORIES & REPLACEMENT PARTS



### FLAGSTAFF™ LIGHT DUTY ACCESSORIES & REPLACEMENT PARTS

MODEL	DESCRIPTION
FS3007	Orange, Plastic-Coated Nylon Mesh Flag, 11 1/2" w x 7 1/4" h with Mounting Clips
FS3000	Compression Hex Base Mount - ONLY for Non-Lighted, Light Duty Whips
FS7006LD-DUD	Chrome Plated Light Duty Spring Mount - ONLY for Non-Lighted, Light Duty Whips up to 7 ft.
FS3009LD	Magnetic Mounting Base - ONLY for Non-Lighted, Light Duty Whips up to 7 ft.
FS7009	Magnetic Mount Base with Handle - ONLY for Non-Lighted, Light Duty Whips up to 7 ft.
FS7010-1.5	Billet, Fold-Down, Clamp Mount Bracket for 1.5" Round Tubing
FS7010-1.75	Billet, Fold-Down, Clamp Mount Bracket for 1.75" Round Tubing
FS7012	Aluminum "L" Bracket Mount (Mounting Hardware Included)
FS7014-1.5	Billet, Fold-Down, Clamp Mount Bracket for 1.5" Round Tubing
FS7014-1.75	Billet, Fold-Down, Clamp Mount Bracket for 1.75" Round Tubing
FS7016	Billet, Fold-Down, Tab Mount Bracket
FS7017	12 Ga. Black Powder-Coated Steel, Flat Surface Mounting Bracket
FS7018	Steel Fire Hydrant/Flange Mount with Bright Zinc Finish
FS7050	Steel Stake Mount with Bright Zinc Finish



**FS3009LD\***  
Magnetic Mount Base  
\* Recommended for use with 7 ft. Light Duty whips and are for temporary use only



**FS7009\***  
Magnetic Mount Base with Handle  
\* Recommended for use with 7 ft. Light Duty whips and are for temporary use only



Replace unsightly, old, concrete parking stops with 100% recycled plastic LotBlocks™ Parking Stops. They will not chip or crack like concrete and resist attack from gas, oil, salt, sunlight and chemicals. LotBlocks™ are molded in solid colors and never need painting. They are light enough to ship via UPS and can easily be installed by one person.

### 4 FOOT CAR PARKING STOP SPECIFICATIONS

MODEL W/ HARDWARE	MODEL W/O HARDWARE	DESCRIPTION	A LENGTH	B HEIGHT	C WIDTH	WEIGHT
CS4S-H	CS4S	Standard 4 ft. Car Parking Stop	48 in. (1219 mm)	4 in. (102 mm)	6 in. (152 mm)	20 lbs. (9.1 kg)
CS4D-H	CS4D	Deluxe 4 ft. Car Parking Stop	48 in. (1219 mm)	4.5 in. (115 mm)	7 in. (179 mm)	24 lbs. (10.9 kg)

Specify color after model No: Y = Yellow; G = Gray; B = Blue

### 6 FOOT CAR PARKING STOP SPECIFICATIONS

MODEL W/ HARDWARE	MODEL W/O HARDWARE	DESCRIPTION	A LENGTH	B HEIGHT	C WIDTH	WEIGHT
CS6C-H	CS6C	Compact 6 ft. Car Parking Stop	72 in. (1829 mm)	3.25 in. (83 mm)	6 in. (152 mm)	25 lbs. (11.4 kg)
CS6S-H	CS6S	Standard 6 ft. Car Parking Stop	72 in. (1829 mm)	4 in. (102 mm)	6 in. (152 mm)	30 lbs. (13.6 kg)
CS6D-H	CS6D	Deluxe 6 ft. Car Parking Stop	72 in. (1829 mm)	4.5 in. (115 mm)	7 in. (179 mm)	36 lbs. (16.4 kg)

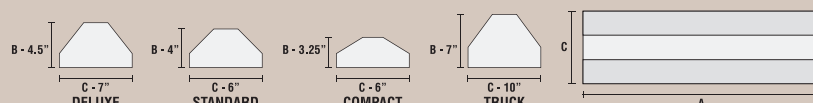
Specify color after model No: Y = Yellow; G = Gray; B = Blue

### 8 FOOT TRUCK PARKING STOP SPECIFICATIONS

MODEL W/ HARDWARE	MODEL W/O HARDWARE	DESCRIPTION	A LENGTH	B HEIGHT	C WIDTH	WEIGHT
TS8-H	TS8	8 ft. Truck Parking Stop	96 in. (2448 mm)	7 in. (179 mm)	10 in. (255 mm)	100 lbs. (45.5 kg)

Specify color after model No: Y = Yellow; G = Gray; B = Blue

- Solid Plastic
- Easy Installation
- Maintenance Free
- Lightweight - Yet Stable
- Chemical and Weather Resistant
- 100% Recycled Material



**NOTE:** One set of Mounting Hardware is included at no additional charge with each LotBlock Parking Stop purchased. Please specify type of hardware desired based on installation to either concrete or asphalt.

### MOUNTING HARDWARE SELECTION GUIDE

HARDWARE PACKAGE (choose one)	APPLICATION	PRODUCT	Lag Screws (0.5 x 8 in. Car Stops) (0.5 x 10 in. Truck Stops)	Expanding Lag Shields	Flat Washers (0.5 in.)	Steel Spikes (0.5 x 12 in. w/ 1.125 Head)
Lag Bolt Hardware	Recommended for concrete where drilling holes is permitted.	4' Car Stop 6' Car Stop 8' Truck Stop	2 3 4	2 3 4	4 6 8	— — —
Steel Spike Hardware	Recommended for asphalt surfaces.	4' Car Stop 6' Car Stop 8' Truck Stop	— — —	— — —	— — —	2 3 4

**NOTE: Please make your product selection carefully. Parking Stops are non-returnable.**

Alert drivers to potentially hazardous driveways and parking areas with 100% recycled plastic SlowMo™ Speed Bumps. They help prevent accidents due to excessive speed. SlowMo™ Speed Bumps will not chip or crack under heavy loads and resist attack from gas, oil, salt, sunlight and chemicals. Molded in solid colors, SlowMos never need painting. They can be anchored end-to-end for longer lengths. SlowMo™ Speed bumps are light enough to ship via UPS and can easily be installed by one person.

### 4 FOOT SPEED BUMP SPECIFICATIONS

MODEL W/ HARDWARE	MODEL W/O HARDWARE	DESCRIPTION	A LENGTH	B HEIGHT	C WIDTH	WEIGHT
SB4S-H	SB4S	Standard 4 ft. Speed Bump	48 in. (1219 mm)	2 in. (51 mm)	10 in. (255 mm)	22 lbs. (10 kg)
SB4D-H	SB4D	Deluxe 4 ft. Speed Bump	48 in. (1219 mm)	2.25 in. (58 mm)	12 in. (306 mm)	28 lbs. (12.7 kg)

Color - Yellow

### 6 FOOT SPEED BUMP SPECIFICATIONS

MODEL W/ HARDWARE	MODEL W/O HARDWARE	DESCRIPTION	A LENGTH	B HEIGHT	C WIDTH	WEIGHT
SB6S-H	SB6S	Standard 6 ft. Speed Bump	72 in. (1836 mm)	2 in. (51 mm)	10 in. (255 mm)	25 lbs. (11.4 kg)
SB6D-H	SB6D	Deluxe 6 ft. Speed Bump	72 in. (1836 mm)	2.25 in. (58 mm)	12 in. (306 mm)	41 lbs. (18.6 kg)

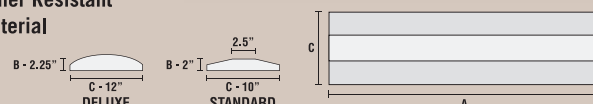

Color - Yellow

### 9 FOOT SPEED BUMP SPECIFICATIONS

MODEL W/ HARDWARE	MODEL W/O HARDWARE	DESCRIPTION	A LENGTH	B HEIGHT	C WIDTH	WEIGHT
SB9S-H	SB9S	Standard 9 ft. Speed Bump	108 in. (2754 mm)	2 in. (51 mm)	10 in. (255 mm)	50 lbs. (22.7 kg)

Color - Yellow

- Solid Plastic
- Easy Installation
- Maintenance Free
- Lightweight - Yet Stable
- Chemical and Weather Resistant
- 100% Recycled Material



**NOTE:** One set of Mounting Hardware is included at no additional charge with each SlowMo Speed Bump purchased. Please specify type of hardware desired based on installation to either concrete or asphalt.

### MOUNTING HARDWARE SELECTION GUIDE

HARDWARE PACKAGE (choose one)	APPLICATION	PRODUCT	Lag Screws (0.5 x 5.5 in.)	Expanding Lag Shields	Flat Washers (0.5 in.)	Steel Spikes (0.5 x 12 in. w/ 1.125 Head)
Lag Bolt Hardware	Recommended for concrete where drilling holes is permitted.	4' Speed Bump 6' Speed Bump 9' Speed Bump	3 4 5	3 4 5	6 8 10	— — —
Steel Spike Hardware	Recommended for asphalt surfaces.	4' Speed Bump 6' Speed Bump 9' Speed Bump	— — —	— — —	— — —	3 4 5

**NOTE: Please make your product selection carefully. Speed Bumps are non-returnable.**



Argall Avenue, London, E10 7QD

**UK Sales**

Tel: +44 (0)20 8539 0237

Fax: +44 (0)20 8558 2718

email: [sales@lewden.co.uk](mailto:sales@lewden.co.uk)

**Export Sales**

+44 (0)20 8539 0237

+44 (0)20 8558 2001

web: [www.lewden.com](http://www.lewden.com)